



DEKALB COUNTY SPLOST
MONTHLY PROGRESS REPORT
PERIOD ENDING MARCH 31, 2023

TABLE OF CONTENTS

PROGRAM STATUS 3
Description
Program Status
Revenue and Cash Flow
Budget and Cost - Program Elements

PROGRAM MANAGEMENT 13

District 1 19
 District 2 20
 District 3 21
 District 4 23
 District 5 24
 District 6 25
 District 7 27

ACTIVE PROJECTS
2018-2024 SPLOST

TRANSPORTATION

1A.3 Phase Two SPLOST Resurfacing 29
 1A.10 2021 LMIG Resurfacing 33
 1A.11 2022 LMIG Resurfacing 36
 1B.1 Rockbridge Road from Allgood Rd to Rowland Rd 40
 1B.2 Flat Shoals, Henderson, Salem Roads Sidewalks 42
 1B.4 A/E Services for Transportation (On-Call) 44
 1B.5 North Druid Hills Road/Valley Brook Road Corridor Study 45
 1B.6 South River Trail Extension Phase VI (Crestdale Circle to near Boulder Walk Drive) 46
 1B.7 East Rock Springs Road Roundabout 47
 1B.8 2021 LMIG Pavement Marking Safety Upgrades 48
 1B.9 Constitution Road Freight Corridor Operational and Safety Improvements - Phase 1 49
 1B.10 North Druid Hills Road at CSX Railroad Bridge Replacement 50
 1B.11 Panola Road Improvements 51
 1B.12 South River Trail Extension (Waldrop Rd to MLK HS) Study 52
 1B.13 Redan Road Safety and Operations Improvements Study 53
 1B.14 Orion Drive Bridge Upgrade / Replacement 54
 1C.4 A/E Services for Transportation (On-Call) 55
 1C.5 Glenwood Road Sidewalk Ph. 3 57
 1C.6 McAfee Road Sidewalk 58
 1D.3 A/E Services for Transportation (On-Call) 59
 1D.5 North Decatur Road Improvements 60
 1E.1 South Peachtree Creek Trail Feasibility Study 61
 1E.6 Old Castle Multi-Use Trail (S. River Trail Phase 7) 62
 1F.7 Cedar Grove Road Bridge Design-Build 63
 1H.2 A/E Services for Transportation (On-Call) 64
 1H.3 Pleasantdale Road Pedestrian Crossing Improvements 65
 1L Transportation Program Management 66
 1M Commission District Transportation Projects 67

PUBLIC SAFETY FACILITIES AND RELATED CAPITAL EQUIPMENT

2A.1 Fire Station No. 7	69
2A.2 Fire Station No. 27	71
2A.3 Fire Station No. 16	72
2B Repair Fire Stations and Related Capital Equipment	73
2G.1 Bobby Burgess Building A&E Needs Assessment	75
2G.2 Bobby Burgess Evidence Storage Facility	76
2H.1 Planning and Design for Public Safety Training Facility	77

REPAIR OF CAPITAL OUTLAY PROJECTS - PARKS AND RECREATION

3A.12 Athletic Field Renovations at Exchange, Wade Walker, Midway and Shoal Creek Parks	78
3A.14 Athletic Scoreboards at DeKalb County Athletic Fields	80
3A.15 Athletic Field Renovations at Hamilton and Redan Parks	81
3B.3 Athletic and Recreation Facilities Modernizations and Upgrades	82
3B.4 Athletic and Recreation Facilities Pavilions, Shelters and Shade Structures Improvements	84
3C.16 A/E Services for Parks, Playgrounds, and Recreational Areas	86
3C.17 Glen Emerald Dam and Trail Improvements	87
3C.18 Parks, Playgrounds and Recreational Areas (14 Parks)	88
3D.2 NH Scott Park Pool Renovations and Upgrades	91
3G Tennis Court and Basketball Court Resurfacing	92
3H.1 Stream Bank Restoration / Drainage and Stormwater Improvements	94

REPAIR OF CAPITAL OUTLAY PROJECTS - GENERAL REPAIRS

3I.1 Repairs to Courthouse Parking Deck.....	96
3I.5.4 DeKalb County Court Building - Security Improvements	97
3L.3 DeKalb County Libraries Restroom Renovations.....	98

GENERAL ADMINISTRATIVE

4A General Administrative.....	100
--------------------------------	-----

Appendices

A. Completed Projects	102
B. Right-of-Way Acquisition Summary.....	106
C. Right-of-Way Condemnation Log.....	107
D. Utility Summary	108
E. Procurement Summary	109
F. LSBE Utilization.....	116
G. Program Financial Detail.....	122



PROGRAM STATUS

Description

The DeKalb County SPLOST (Special Purpose Local Option Sales Tax) program has passed the halfway mark since the first cent was collected April 1, 2018. This one-cent sales tax has provided funding exclusively for capital projects in four major categories: roads, public safety, buildings, and parks.

Since it was adopted by voters by referendum in November 2017 it is expected to generate \$388 million through March of 2024 for capital improvements in unincorporated DeKalb County.

The cities, through intergovernmental agreements executed prior to the referendum's passage, receive their funds directly from the Georgia Department of Revenue. The total collections county wide are estimated to be \$636 million and the city's portion, \$248 million, is directly distributed to them on a per capita basis by the Georgia Department of Revenue. Distributions can be found on the Georgia Department of Revenue's web site: <https://gtc.dor.ga.gov>.

DeKalb County's enabling legislation for SPLOST allowed for unrestricted funding for transportation and public safety projects and imposed a cap of 15 percent for repair of capital assets. These include court buildings, parks, health centers, senior centers and libraries.

Program Status

The first three years of collections provided funding for all major categories of projects including transportation, public safety, and capital improvements. The initial emphasis was on resurfacing, public safety equipment and planning for buildings and parks. Year four saw continued substantial expenditures in the resurfacing category as well as an emphasis on new fire stations and fire station improvements, the completion of repairs at Senior Centers and Health Care facilities and the advancement of Parks and Recreation projects. Year five continued the emphasis on transportation and safety projects as well as needed repairs and upgrades to parks, athletic facilities, libraries and courthouse facilities. Planning for repair / replacement of the Bobby Burgess Building continued.

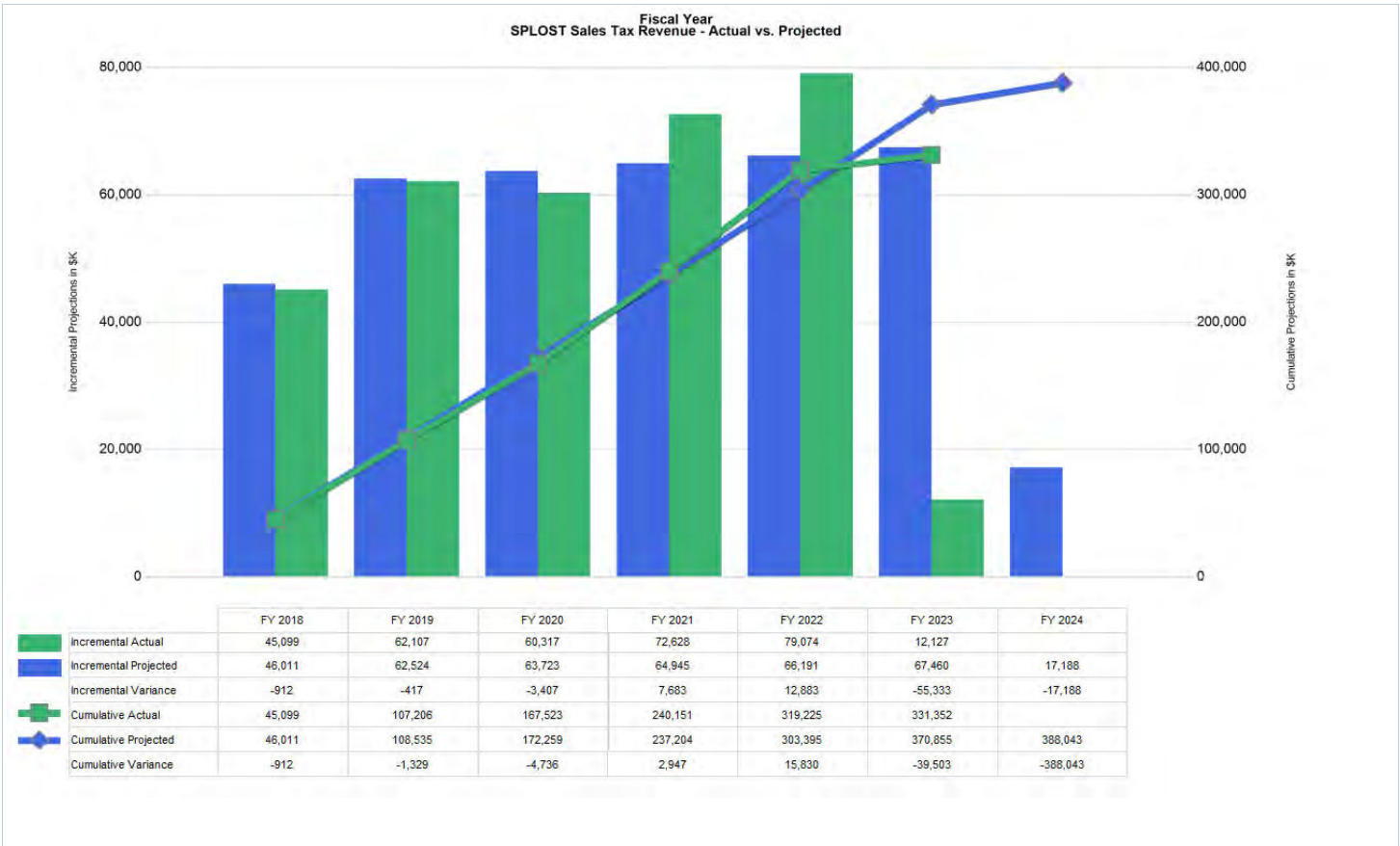
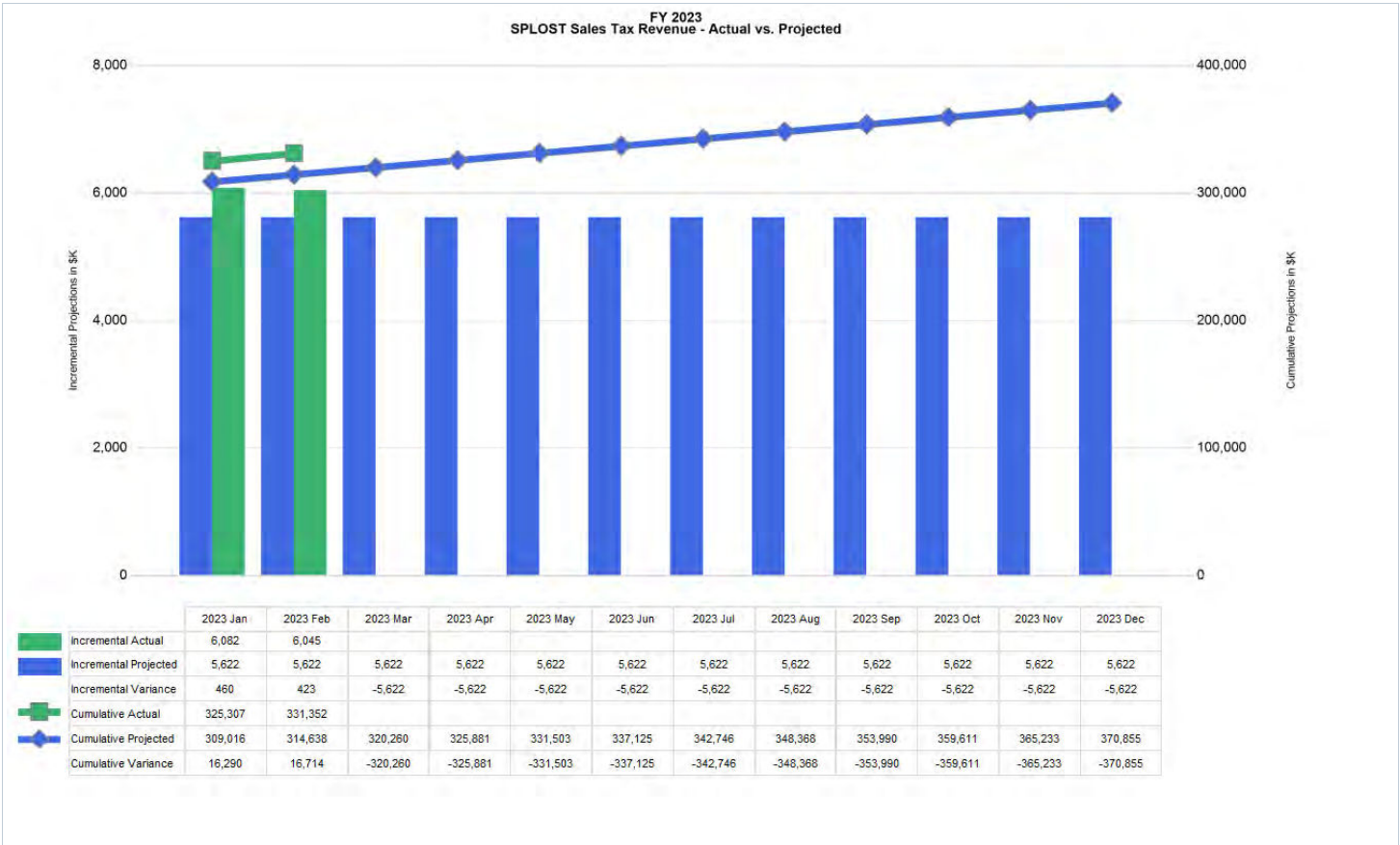
Resurfacing of county roads is budgeted at \$151,250,000, or about 40% of the total projected revenue. To date, 88% of the resurfacing category's funds have been allocated by the BOC and contracts awarded for 255 miles which is 85% of the resurfacing priority list.

Revenue and Cash Flow

Current: Sales tax revenues received through March 2023 are \$338M (including interest earnings, pro rata and city contributions) which exceeds the original projection of \$315M.

Projections: Sales tax revenues have maintained a steady growth since collections began. However, the construction industry is seeing a rather significant rise in materials prices and delivery schedules which could affect the anticipated costs and delivery of SPLOST projects. The program management team will continue to monitor the economy closely and maintain a contingency plan to insure the financial health of the program.

These metrics are continually monitored by Finance and Program Management. The Atlas team recommends that the SPLOST program continue as planned, working a prioritized list of projects while continuing to collect sales tax revenues during the sixth year of the program. See program metrics below. Revenues are sales tax driven.



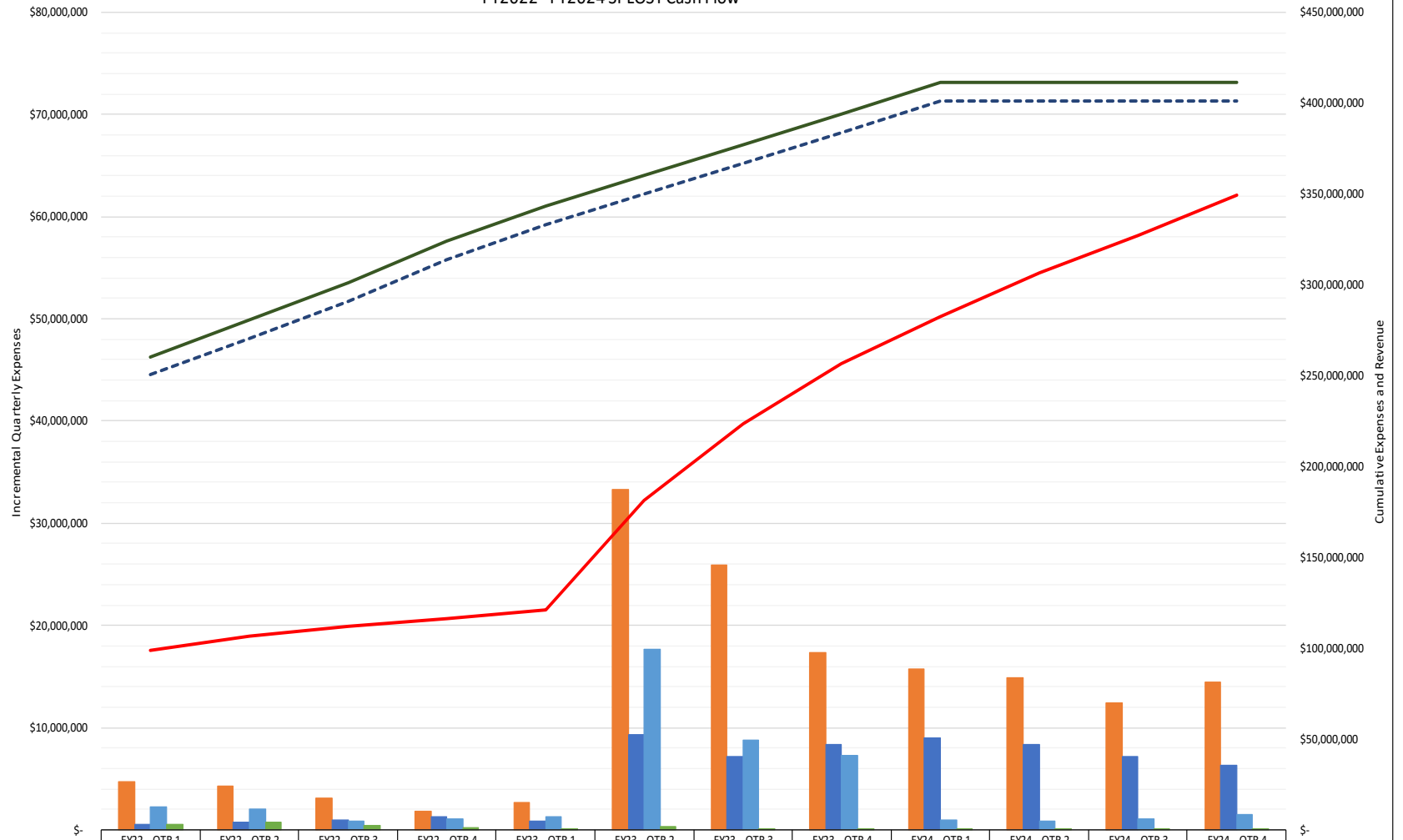


FY2022 - FY2024 SPLOST Expenses

*Expense Totals	Q1FY22	Q2FY22	Q3FY22	Q4FY22	Q1FY23	Q2FY23	Q3FY23	Q4FY23	Q1FY24	Q2FY24	Q3FY24	Q4FY24
Incremental Quarterly Expenses	\$7,878,978.85	\$7,821,919.52	\$5,332,528.24	\$4,355,175.06	\$4,835,538.47	\$60,514,143.93	\$41,958,791.16	\$33,122,279.44	\$25,793,516.87	\$24,033,840.41	\$20,645,316.31	\$22,375,151.91
Cumulative Quarterly Expenses	\$98,664,021.78	\$106,485,941.30	\$111,818,469.54	\$116,173,644.60	\$121,009,183.07	\$181,523,327.00	\$223,482,118.16	\$256,604,397.60	\$282,397,914.47	\$306,431,754.88	\$327,077,071.19	\$349,452,223.10
*Expenses by Referendum Category												
1 Transportation Purposes	\$4,653,673.69	\$4,296,614.88	\$3,073,069.51	\$1,787,128.38	\$2,700,843.61	\$33,307,104.81	\$25,921,064.30	\$17,375,919.65	\$15,709,467.53	\$14,881,806.05	\$12,399,279.70	\$14,482,867.32
1A Road Resurfacing	\$3,515,883.97	\$3,666,663.36	\$2,591,461.56	\$1,208,448.92	\$769,170.02	\$23,242,654.24	\$16,558,336.45	\$10,276,743.24	\$10,718,965.01	\$9,379,893.23	\$4,828,735.17	\$4,155,702.70
1B Federal and State Transportation Project Matching Funds	\$323,913.72	\$113,838.52	\$114,372.11	\$127,011.01	\$902,177.53	\$3,921,391.67	\$2,946,471.23	\$2,885,808.94	\$1,980,879.24	\$2,215,699.34	\$2,237,912.17	\$2,000,169.68
1C Pedestrian Improvements	\$81,619.60	\$64,659.80	\$65,734.33	\$188,083.06	\$34,134.16	\$1,337,551.10	\$477,359.46	\$242,491.72	\$326,429.19	\$349,363.71	\$352,719.70	\$340,353.62
1D Transportation Enhancements	\$22,846.95	\$36,387.05	\$0.00	\$27,001.00	\$308,950.48	\$1,111,890.80	\$43,711.04	\$18,160.28	\$18,457.99	\$19,053.41	\$1,893,596.96	\$5,307,348.73
1E Multi-Use Trails	\$14,351.00	\$30,904.00	\$1,950.00	\$1,275.00	\$0.00	\$474,131.11	\$750,797.94	\$2,536,301.11	\$872,577.59	\$848,423.70	\$857,259.88	\$597,378.65
1F Bridge Repairs and Improvements	\$97,716.73	\$9,273.33	\$24,690.88	\$28,086.00	\$62,282.07	\$10,257.09	\$3,988,934.08	\$277,445.62	\$271,863.94	\$271,863.94	\$433,616.58	\$510,438.42
1G Sidewalks to Schools, Transit and Other Locations	\$0.00	\$0.00	\$0.00	\$0.00	\$0.00	\$19,716.02	\$21,052.70	\$20,384.36	\$196,027.12	\$441,204.80	\$445,818.19	\$445,149.85
1H Traffic Signal Improvements	\$0.00	\$7,563.05	\$0.00	\$93,790.08	\$63,840.60	\$337,314.47	\$309,055.35	\$308,669.28	\$305,635.20	\$306,021.27	\$309,248.38	\$308,862.31
1I Community Improvement District Matching Funds	\$0.00	\$0.00	\$0.00	\$0.00	\$0.00	\$214,285.71	\$216,640.50	\$216,640.50	\$214,285.71	\$214,285.71	\$216,640.50	\$207,221.35
1J Corridor Beautification	\$0.00	\$0.00	\$0.00	\$0.00	\$525,000.00	\$52,443.18	\$53,019.48	\$53,019.48	\$52,443.18	\$52,443.18	\$53,019.48	\$38,612.01
1K Public Transportation Shelters	\$0.00	\$0.00	\$0.00	\$0.00	\$0.00	\$3,388.46	\$12,870.51	\$34,251.95	\$48,978.16	\$34,064.74	\$12,987.52	\$3,458.66
1L Transportation Project Management	\$529,010.99	\$250,560.98	\$23,659.08	\$43,425.65	\$0.00	\$153,370.89	\$36,967.74	\$36,967.74	\$36,164.09	\$0.00	\$0.00	\$0.00
1M Commissioner District Transportation Projects	\$68,330.73	\$116,764.79	\$251,201.55	\$70,007.66	\$35,288.75	\$2,428,710.07	\$505,847.80	\$469,035.41	\$666,761.10	\$749,489.01	\$757,725.16	\$568,171.34
2 Public Safety Facilities & Related Capital Equipment	\$477,024.60	\$776,945.91	\$972,057.16	\$1,281,314.40	\$881,839.07	\$9,253,364.18	\$7,123,560.25	\$8,379,166.80	\$9,006,119.63	\$8,306,937.48	\$7,139,587.30	\$6,347,413.89
2A Replace Existing / Construct New Fire Stations & Related Capital Equip	\$443,824.60	\$750,945.91	\$972,057.16	\$689,457.64	\$590,580.07	\$4,968,070.03	\$3,947,511.46	\$4,342,328.99	\$4,530,344.58	\$4,530,344.58	\$4,032,063.93	\$3,738,608.22
2B Repair Fire Stations & Related Capital Equipment	\$0.00	\$0.00	\$0.00	\$429,455.53	\$0.00	\$1,636,014.47	\$0.00	\$0.00	\$0.00	\$0.00	\$0.00	\$0.00
2C Upgrade Fire Radio System	\$0.00	\$0.00	\$0.00	\$0.00	\$0.00	\$528.72	\$0.00	\$0.00	\$0.00	\$0.00	\$0.00	\$0.00
2D Purchase & Outfit Fire Quick Response Vehicles	\$0.00	\$0.00	\$0.00	\$0.00	\$0.00	\$10,330.68	\$0.00	\$0.00	\$0.00	\$0.00	\$0.00	\$0.00
2E Repair & Replace Police Precincts and Public Safety Facilities	\$33,200.00	\$0.00	\$0.00	\$0.00	\$0.00	\$21,716.89	\$220.19	\$611.25	\$801.50	\$464.58	\$174.24	\$29.79
2F Purchase & Outfit Police Vehicles	\$0.00	\$0.00	\$0.00	\$0.00	\$0.00	\$7,555.27	\$0.00	\$0.00	\$0.00	\$0.00	\$0.00	\$0.00
2G Repair or Replace Bobby Burgess Building	\$0.00	\$26,000.00	\$0.00	\$162,401.23	\$291,259.00	\$2,609,148.11	\$3,175,828.60	\$4,036,226.56	\$4,426,362.09	\$3,251,109.21	\$2,544,877.79	\$2,544,877.79
2H Planning and Design for Public Safety Training Facility	\$0.00	\$0.00	\$0.00	\$0.00	\$0.00	\$0.00	\$0.00	\$0.00	\$48,611.46	\$525,019.11	\$562,471.34	\$63,898.09
3 Repair of Capital Outlay Projects	\$2,219,480.70	\$1,995,185.48	\$828,169.27	\$1,065,166.09	\$1,227,637.41	\$17,658,572.44	\$8,821,862.43	\$7,281,319.47	\$994,379.34	\$831,320.64	\$1,095,766.60	\$1,537,621.48
3A Athletic Fields	\$605,609.32	\$417,939.86	\$16,331.25	\$305,286.29	\$34,011.45	\$6,244,204.59	\$2,008,446.27	\$720,369.64	\$0.00	\$0.00	\$0.00	\$0.00
3B Renovate Athletic & Recreation Facilities	\$481,164.05	\$558,190.40	\$55,211.08	\$254,531.44	\$255,409.01	\$2,612,164.10	\$804,573.28	\$742,881.77	\$150,193.13	\$2,064.64	\$2,879.89	\$2,879.89
3C Parks, Playgrounds and Recreational Areas	\$0.00	\$91,140.23	\$73,870.46	\$143,090.40	\$723,016.47	\$5,479,574.22	\$134,183.22	\$0.00	\$0.00	\$0.00	\$0.00	\$0.00
3D Pools and Other Aquatic Facilities	\$8,150.00	\$394,169.19	\$39,464.40	\$8,750.00	\$21,680.66	\$18,757.41	\$2,002,082.32	\$712,601.33	\$424,226.22	\$317,395.62	\$1,565.64	\$1,157.21
3E Resurfacing Trails and Paved Areas	\$288,155.13	\$0.00	\$0.00	\$0.00	\$0.00	\$96,165.10	\$97,162.12	\$120,698.28	\$178,482.59	\$178,482.59	\$180,443.93	\$180,443.93
3F Golf Courses	\$0.00	\$0.00	\$0.00	\$0.00	\$0.00	\$0.00	\$0.00	\$0.00	\$0.00	\$0.00	\$0.00	\$0.00
3G Tennis Court Resurfacing	\$110,227.20	\$127,635.80	\$34,266.00	\$0.00	\$0.00	\$276,499.77	\$276,648.82	\$595,432.41	\$0.00	\$0.00	\$0.00	\$0.00
3H Stream Bank Restoration/Drainage and Stormwater Improvements	\$0.00	\$0.00	\$0.00	\$0.00	\$0.00	\$19,994.67	\$69,812.67	\$47,192.68	\$1,099.71	\$1,099.71	\$1,111.79	\$1,111.79
3I County Courthouse Administrative Complex, Including Parking	\$726,175.00	\$401,310.00	\$609,026.08	\$353,507.96	\$193,519.82	\$2,797,504.84	\$3,428,953.74	\$4,342,143.35	\$240,377.70	\$332,278.09	\$525,476.83	\$391,307.37
3J General Senior Center Repairs	\$0.00	\$4,800.00	\$0.00	\$0.00	\$0.00	\$113,707.75	\$0.00	\$0.00	\$0.00	\$0.00	\$0.00	\$0.00
3K Repair of County Owned Health Facilities	\$0.00	\$0.00	\$0.00	\$0.00	\$0.00	\$0.00	\$0.00	\$0.00	\$0.00	\$0.00	\$0.00	\$0.00
3L General Library Repairs	\$0.00	\$0.00	\$0.00	\$0.00	\$0.00	\$0.00	\$0.00	\$0.00	\$0.00	\$0.00	\$384,288.51	\$960,721.29
4 General and Administrative	\$528,799.86	\$753,173.25	\$459,232.30	\$221,566.19	\$25,218.38	\$295,102.50	\$92,304.18	\$85,873.52	\$83,550.37	\$13,776.24	\$10,682.71	\$7,249.22
4A General Administrative Costs	\$528,799.86	\$753,173.25	\$459,232.30	\$221,566.19	\$25,218.38	\$295,102.50	\$92,304.18	\$85,873.52	\$83,550.37	\$13,776.24	\$10,682.71	\$7,249.22

*Expenses include invoices paid and invoices submitted for approval.

FY2022 - FY2024 SPLOST Cash Flow



	FY22 - QTR 1	FY22 - QTR 2	FY22 - QTR 3	FY22 - QTR 4	FY23 - QTR 1	FY23 - QTR 2	FY23 - QTR 3	FY23 - QTR 4	FY24 - QTR 1	FY24 - QTR 2	FY24 - QTR 3	FY24 - QTR 4
Transportation Expenses	\$4,653,674	\$4,296,615	\$3,073,070	\$1,787,128	\$2,700,844	\$33,307,105	\$25,921,064	\$17,375,920	\$15,709,468	\$14,881,806	\$12,399,280	\$14,482,867
Public Safety Expenses	\$477,025	\$776,946	\$972,057	\$1,281,314	\$881,839	\$9,253,364	\$7,123,560	\$8,379,167	\$9,006,120	\$8,306,937	\$7,139,587	\$6,347,414
Repair of Capital Outlay Projects Expenses	\$2,219,481	\$1,995,185	\$828,169	\$1,065,166	\$1,227,637	\$17,658,572	\$8,821,862	\$7,281,319	\$994,379	\$831,321	\$1,095,767	\$1,537,621
General and Administrative Expenses	\$528,800	\$753,173	\$459,232	\$221,566	\$25,218	\$295,103	\$92,304	\$85,874	\$83,550	\$13,776	\$10,683	\$7,249
*Cumulative Revenue (excludes interest)	\$260,430,237	\$280,565,246	\$301,259,015	\$324,146,752	\$343,447,820	\$360,312,816	\$377,177,813	\$394,042,809	\$411,231,215	\$411,231,215	\$411,231,215	\$411,231,215
Revenue Buffer (Revenue Less \$10M)	\$250,430,237	\$270,565,246	\$291,259,015	\$314,146,752	\$333,447,820	\$350,312,816	\$367,177,813	\$384,042,809	\$401,231,215	\$401,231,215	\$401,231,215	\$401,231,215
Cumulative Expenses	\$98,664,022	\$106,485,941	\$111,818,470	\$116,173,645	\$121,009,183	\$181,523,327	\$223,482,118	\$256,604,398	\$282,397,914	\$306,431,755	\$327,077,071	\$349,452,223

*Cumulative Revenue includes interest accumulated on sales tax collections.



Budget and Cost - Program Elements

The current DeKalb County 2017 SPLOST Program Budget remains at \$388M. The Board of Commissioners has approved expenditures of \$259M (with another \$43M pending) against the \$338M in revenues collected to date (including interest earnings, pro rata and city contributions) leaving a balance which is in line with the target reserve of three months revenue.

Agenda Item Status
as of 03/31/2023



Category	PIP Approval Date	Agenda Item No.	Referendum Budget	Authorized			Pending		
				Budget	Expended	Authorized Budget Balance	Referendum Budget Balance	Budget	Referendum Budget Balance
DeKalb County SPLOST			\$ 388,042,978	\$ 258,996,633	\$ 119,879,287	\$ 139,117,346	\$ 129,046,345	\$ 43,082,842	\$ 85,963,503
Transportation Projects			\$ 240,257,747	\$ 183,493,042	\$ 77,008,792	\$ 106,484,250	\$ 56,764,705	\$ 6,154,737	\$ 50,609,968
1A - Road Resurfacing			\$ 151,250,000	\$ 133,682,494	\$ 58,146,507	\$ 75,535,987	\$ 17,567,506	\$ -	\$ 17,567,506
1A.1 - 2018 LMIG Resurfacing CO#1 - Move Incomplete Roads to Phase One Area B	n/a 9/30/2019	2018-2196 2019-4414		\$ 2,499,307	\$ 2,499,307	\$ -			
1A.2 - Phase One SPLOST Road Resurfacing CO #1 - Move Incomplete Roads from LMIG 2018	n/a 9/30/2019	2018-2647 2019-4414		\$ 35,927,922	\$ 33,754,067	\$ 2,173,855			
1A.3 - Phase Two SPLOST Road Resurfacing	3/3/2020 9/9/2020	2021-2567 2021-3138 2022-1940 2022-2016 2023-0228 2023-0256		\$ 37,588,827	\$ 5,258,833	\$ 32,329,994			
1A.4 - Rockbridge Road Roadway Stabilization	1/30/2019	2018-2613		\$ 1,000,000	\$ 1,000,000	\$ -			
1A.5 - 2019 LMIG Resurfacing	3/28/2019	2019-4183 2020-1143 2021-2058 2021-2698 2022-1592		\$ 7,438,037	\$ 7,438,037	\$ -			
1A.8 - Advance Patching / Pothole Repair	3/8/2019	2019-3432		\$ 500,000	\$ 342,542	\$ 157,458			
1A.9 - 2020 LMIG Resurfacing	9/9/2020	2019-4240 2020-1634 2021-3212 2021-3352		\$ 9,422,061	\$ 7,271,113	\$ 2,150,948			
1A.10 - 2021 LMIG Resurfacing	4/13/2022	2020-1140 2022-1586 2023-0258		\$ 11,041,777	\$ 582,609	\$ 10,459,168			
1A.11 - 2022 LMIG Resurfacing	9/19/2022	2021-3348 2022-2373		\$ 19,764,564		\$ 19,764,564			
1A.12 - 2023 LMIG Resurfacing		2022-2361		\$ 8,500,000		\$ 8,500,000			
1B - Federal and State Transportation Project Matching Funds for Transportation Purposes			\$ 25,550,000	\$ 17,359,583	\$ 4,301,236	\$ 13,058,348	\$ 8,190,417	\$ 221,641	\$ 7,968,775
1B.1 - Rockbridge Road Utilities (GA Power Reimbursement)	n/a	2018-2622		\$ 75,576	\$ 75,576	\$ -			
1B.1 - Rockbridge Road Streetscape	3/8/2019	2019-3833 2021-3219 2022-1132 2022-2162 2022-2217 2022-2481		\$ 1,028,431	\$ 326,642	\$ 701,789			
1B.1 - Rockbridge Road Stormwater Mgt Pond Retrofit	8/20/2019	2019-4155		\$ 175,000	\$ 174,472	\$ 528		\$ 221,641	
1B.2 - Flat Shoals, Henderson & Salem Sidewalks	5/7/2019	2019-3205 2020-0028 2020-0793 2021-2215 2021-3307 2022-1615 2022-2380 2023-0128		\$ 3,208,257	\$ 1,298,678	\$ 1,909,578			



1B.3 - South River Trail Phase 5	6/19/2019	2019-3899 2021-2138		\$ 2,065,998	\$ 1,991,206	\$ 74,792				
1B.4 - A/E Services for Transportation - (1) Kensington Trail	9/22/2020	2020-0915		\$ 1,105,200	\$ 179,065	\$ 926,136				
1B.5 - North Druid Hill Road/Valley Brook Road Study	12/1/2020 11/17/2022	2020-1522 2022-2468		\$ 154,000	\$ 32,551	\$ 121,449				
1B.6 - South River Trail Extension		2021-2254		\$ 160,000		\$ 160,000				
1B.7 - East Rock Springs Road Roundabout	9/29/2021	2021-2367 2021-3504 2022-2304		\$ 300,000	\$ 97,584	\$ 202,416				
1B.8 - 2021 LMIG Pavement Marking Safety Upgrades	12/20/2021	2021-2735 2021-3061 2021-3309		\$ 175,000	\$ 97,507	\$ 77,493				
1B.9 - Constitution Road Freight Corridor Operational and Safety Improvements - Phase 1	8/31/2021	2021-3056		\$ 3,614,622		\$ 3,614,622				
1B.10 - North Druid Hills Road at CSX Railroad Bridge Replacement Design		2021-3065		\$ 180,000		\$ 180,000				
1B.11 - Panola Road Improvement Project	4/1/2022	2021-3209 2022-1314		\$ 4,837,500	\$ 27,954	\$ 4,809,546				
1B.12 - South River Trail (Waldrop Rd to MLK High) Scoping Study		2021-3353		\$ 50,000		\$ 50,000				
1B.13 - Redan Road Safety & Operations Improvements Study		2022-1260		\$ 80,000		\$ 80,000				
1B.14 - Orion Drive Bridge Upgrade/Replacement	7/15/2022	2022-1730		\$ 150,000		\$ 150,000				
1C - Pedestrian Improvements				\$ 14,450,000	\$ 6,199,300	\$ 1,444,058	\$ 4,755,242	\$ 8,250,700	\$ 2,910,000	\$ 5,340,700
1C.1 - Pedestrian Improvements (8 + 6 Sidewalks)	9/24/2019	2019-4053 2020-0250		\$ 1,000,000	\$ 858,137	\$ 141,863				
1C.2 - Briarcliff Road/Scott Boulevard Sidewalks	9/24/2019	Pending		\$ -	\$ -	\$ -		\$ 135,000		
1C.3 - South Fork Peachtree Creek Trail/Old Clairmont Road	1/30/2019	OOO Approved		\$ 20,720	\$ 20,720	\$ -				
1C.4 - A/E Services for Transportation	9/22/2020	2020-0915		\$ 625,200	\$ 173,318	\$ 451,882				
1C.5 - Glenwood Road Sidewalk	1/11/2021 5/6/2022	2020-2026 2021-3504 2022-1659 2022-2304		\$ 1,028,248	\$ 254,059	\$ 774,189				
1C.6 - McAfee Road Sidewalks	7/5/2022	2022-1784 2022-1854		\$ 525,132	\$ 137,825	\$ 387,307				
North Decatur Sidewalk						\$ -		\$ 1,315,000		
DeKalb Industrial Sidewalk						\$ -		\$ 165,000		
Sidewalk Construction On-call vendor program		2021-3410 2022-1448		\$ 3,000,000		\$ 3,000,000				
Snappfinger, Elam and Mountain Dr Sidewalks						\$ -		\$ 1,295,000		
1D - Transportation Enhancements				\$ 9,000,000	\$ 1,836,566	\$ 587,781	\$ 1,248,785	\$ 7,163,434	\$ -	\$ 7,163,434
1D.3 - A/E Services for Transportation	9/22/2020	2020-0915		\$ 389,400	\$ 174,184	\$ 215,216				
1D.4 - Cedar Grove Road Bridge detour route improvements		2020-1383 2022-1585		\$ 245,000	\$ 141,737	\$ 103,263				
1D.5 - N. Decatur Road Improvements	9/29/2021 3/22/2022	2021-2367 2022-1323 2023-0044		\$ 1,202,166	\$ 271,861	\$ 930,305				
1E - Multi Use Trails				\$ 7,000,000	\$ 2,833,400	\$ 63,130	\$ 2,770,270	\$ 4,166,600	\$ 1,750,000	\$ 2,416,600
1E.1 - South Peachtree Creek Trail Feasibility Study		2021-3357		\$ 30,700	\$ 29,535	\$ 1,165				
1E.4 - Ready Mix Concrete for Multi Use Trails ²	n/a	2018-1570		\$ -	\$ -	\$ -				
1E.5 - A/E Services for Transportation (Kensington Trail)	9/22/2020	2020-0915		\$ 302,700	\$ 12,470	\$ 290,230				
1E.6 - Old Castle Multi-Use Trail (Custer to Crestdale)		2020-0485		\$ 2,500,000	\$ 21,125	\$ 2,478,875				
Rockbridge Road Traffic Calming								\$ 160,000		
RR Grade Crossing Safety Projects								\$ 840,000		
Neighborhood Trail Connections								\$ 750,000		

1F - Bridge Repairs and Improvements			\$ 7,000,000	\$ 4,302,700	\$ 320,607	\$ 3,982,093	\$ 2,697,300	\$ 690,000	\$ 2,007,300
1F.1-1F.5 Bridge Repairs/Improvements - 5 Bridges	Pending	Pending				\$ -			
1F.6 - A/E Services for Transportation	9/22/2020	2020-0915 2021-2696		\$ 302,700	\$ 291,658	\$ 11,042			
1F.7 - Cedar Grove Bridge Design-Build - Additional Shoulder Reinforcement Detour Route		2020-1383 2021-2746		\$ 4,000,000	\$ 28,949	\$ 3,971,051		\$ 690,000	
						\$ -			
1G - Sidewalks to Schools, Transit, and Other Locations			\$ 4,000,000	\$ 173,100	\$ -	\$ 173,100	\$ 3,826,900	\$ -	\$ 3,826,900
1G.2 - A/E Services for Transportation	9/22/2020	2020-0915		\$ 173,100		\$ 173,100			
1H - Traffic Signal Improvements			\$ 2,350,000	\$ 281,422	\$ 165,194	\$ 116,228	\$ 2,068,578	\$ 575,000	\$ 1,493,578
1H.2 - A/E Services for Transportation	9/22/2020	2020-0915		\$ 101,700	\$ 14,545	\$ 87,155			
1H.3 Pleasantdale Road Pedestrian Crossing Improvements	9/29/2021	2022-1756		\$ 179,722	\$ 150,648	\$ 29,074			
DeKalb Industrial Way at Milscoff Drive Traffic Signal								\$ 75,000	
School Traffic Signals								\$ 500,000	
1I - Community Improvement District Matching Funds for Transportation Purposes			\$ 1,500,000	\$ -	\$ -	\$ -	\$ 1,500,000	\$ -	\$ 1,500,000
1J - Corridor Beautification			\$ 1,250,000	\$ 895,000	\$ 895,000	\$ -	\$ 355,000	\$ -	\$ 355,000
U.5 GDOT Bridges over 285 (Glenwood Rd, Covington Hwy, Redwing Circle)	5/25/2022	2020-1250 2022-1697		\$ 895,000	\$ 895,000	\$ -			
1K - Public Transportation Shelters			\$ 150,000	\$ -	\$ -	\$ -	\$ 150,000	\$ -	\$ 150,000
1L - Transportation Project Management			\$ 9,701,074	\$ 12,465,576.36	\$ 10,502,665	\$ 1,962,911	\$ (2,764,502)	\$ -	\$ (2,764,502)
1L - Transportation Project Management ³	n/a	2018-2272 2022-1826		\$ 12,465,576	\$ 10,502,665	\$ 1,962,911			
1M - Commission District Transportation Projects (\$7,056,673)									
District 1 Transportation Projects			\$ 1,008,096	\$ 50,000	\$ -	\$ 50,000	\$ 958,096		\$ 958,096
1M.1.1 District 1 - City of Tucker Maintenance Improvements	n/a	2021-3396		\$ 50,000	\$ -	\$ 50,000			
District 2 Transportation Projects			\$ 1,008,096	\$ 1,008,096	\$ -	\$ 1,008,096	\$ 0	\$ -	\$ 0
South Fork Peachtree Creek Trail:									
1M.2.1 S. Fork Peachtree Crk Trail - Audubon to Beacon Hill	n/a	2022-2281		\$ 558,096		\$ 558,096			
1M.2.2 S. Fork Peachtree Crk - Margaret Harris Park/Trail R/W	n/a	2022-2593		\$ 50,000		\$ 50,000			
1M.2.3 S. Fork Peachtree Crk - Margaret Harris Park/Trail CON	n/a			\$ 400,000		\$ 400,000			
District 3 Transportation Projects			\$ 1,008,096	\$ 930,000	\$ 129,302	\$ 800,698	\$ 78,096	\$ -	\$ 78,096
1M.3.1 District 3 - Metro South CID	n/a	2020-1063		\$ 80,000	\$ -	\$ 80,000			
1M.3.2 District 3 - Cedar Grove Rd Traffic Calming Projects	n/a	2021-3548 2022-1948		\$ 800,000	\$ 129,302	\$ 670,698			
1M.3.3 District 3 - Flat Shoals / Warrior Path Traffic Signal	n/a	2021-3550		\$ 50,000	\$ -	\$ 50,000			
District 4 Transportation Projects			\$ 1,008,096	\$ 475,803	\$ 136,706	\$ 339,097	\$ 532,293	\$ -	\$ 532,293
1M.4.1 District 4 - Market Street Sidewalk	10/4/2021	2021-3240		\$ 136,803	\$ 136,706	\$ 97			
1M.4.2 District 4 - City of Tucker Maintenance Improvements	n/a	2021-3395		\$ 50,000	\$ -	\$ 50,000			
1M.4.3 District 4 - S. Fork Peachtree Creek Trail Design - N. DeKalb Mall to Orion Drive	n/a	2022-2026 2022-2593		\$ 154,000		\$ 154,000			
1M.4.4 District 4 - Bermuda Road at Stewart Mill Road Roundabout	n/a	2022-2177		\$ 135,000		\$ 135,000			
District 5 Transportation Projects			\$ 1,008,096			\$ -	\$ 1,008,096		\$ 1,008,096
District 6 Transportation Projects			\$ 1,008,096	\$ 1,000,000	\$ 316,605	\$ 683,395	\$ 8,096	\$ 8,096	\$ 0
1M.6.1 Old Castle Multi-Use Trail (Custer to Crestdale)	n/a	2020-0485		\$ 500,000	\$ -	\$ 500,000			
1M.6.2 Peachtree Creek Greenway Comprehensive Concept Plan	n/a	2020-1496 2021-2278		\$ 150,000	\$ 67,850	\$ 82,150			
1M.6.3 Sagamore-Leafmore Trail Concept Plan and Design	n/a	2020-1563 2021-3220 2021-3315 2022-1153		\$ 350,000	\$ 248,755	\$ 101,245			
1M.6.4 - Cedar Grove Road Traffic Calming								\$ 8,096	
District 7 Transportation Projects			\$ 1,008,096			\$ -	\$ 1,008,096		\$ 1,008,096

Public Safety Facilities and Related Capital Equipment			\$ 84,714,587	\$ 29,840,383.0	\$ 19,433,417	\$ 10,406,966	\$ 54,874,204	\$ 21,310,000	\$ 33,564,204
2A - Replace Existing Fire Station(s) and Construct New Fire Station(s) and Related Capital Equipment			\$ 41,151,612	\$ 13,853,058	\$ 5,569,230	\$ 8,283,828	\$ 27,298,554	\$ 8,210,000	\$ 19,088,554
2A.1 - Fire Station No. 7	8/1/2019 9/9/2021 9/15/2021 4/13/2022 11/14/2022	2020-1165 2021-3084 2021-3540 2022-1921 2022-2546 2023-0259		\$ 6,274,386	\$ 5,087,284	\$ 1,187,102			
2A.1 - Fire Station No. 7 Construction Administration Services	9/5/2019	2019-4354 2022-2402		\$ 89,070	\$ 78,200	\$ 10,870			
2A.2 - Fire Station No. 27	3/10/2021 9/28/2022	2020-1242 2022-1263 2022-2333 2022-2393		\$ 7,209,602	\$ 123,746	\$ 7,085,856			
2A.3 - Fire Station No. 16	1/11/2023	2022-2376		\$ 280,000	\$ 280,000	\$ -			
2A.6 - Fire Station No. 5	3/20/2023					\$ -		\$ 8,210,000	
2B - Repair Fire Stations and Related Capital Equipment			\$ 3,100,000	\$ 3,100,000	\$ 1,463,986	\$ 1,636,014	\$ -	\$ -	\$ -
2B.1 - Fire Station Roofs	n/a 07/21/2020	2019-3704 2020-1647 2021-2027		\$ 1,136,640	\$ 1,034,530	\$ 102,110			
2B.2 - Fire Station Alerting Systems (Encoders)	3/8/2021	2021-2314		\$ 1,963,360	\$ 429,456	\$ 1,533,904			
2C - Upgrade Fire Radio System			\$ 1,500,000	\$ 1,500,000	\$ 1,499,471	\$ 529	\$ -	\$ -	\$ -
2C.1 - Upgrade Fire Radio System	n/a	2018-1789		\$ 1,500,000	\$ 1,499,471	\$ 529			
2D - Purchase Fire Quick Response Units			\$ 2,000,000	\$ 2,000,000	\$ 1,989,669	\$ 10,330	\$ 0	\$ -	\$ 0
2D.1 - Purchase Fire Quick Response Units	n/a	2018-1695 2018-2547 2020-0010		\$ 2,000,000	\$ 1,989,669	\$ 10,330			
2E - Repair and Replace Police Precinct(s) and Public Safety Facility(s)			\$ 2,856,675	\$ 2,854,316	\$ 2,832,657	\$ 21,660	\$ 2,359	\$ -	\$ 2,359
2E.1 - Exchange Building Elevators	5/7/2019	2019-3550		\$ 859,464	\$ 859,464	\$ -			
2E.2 - Fire Services Training Facility	8/19/2020	2020-1109 2021-2336 2022-1226		\$ 1,994,852	\$ 1,973,193	\$ 21,660			
2F - Police Vehicles			\$ 5,606,300	\$ 5,606,300	\$ 5,598,745	\$ 7,555	\$ -	\$ -	\$ -
2F.1 - Police Vehicles	n/a	2018-1695 2018-2927 2018-2929 2018-2038		\$ 5,606,300	\$ 5,598,745	\$ 7,555			
2G - Repair or Replace Bobby Burgess Building			\$ 27,300,000	\$ 926,709	\$ 479,660	\$ 447,049	\$ 26,373,291	\$ 13,100,000	\$ 13,273,291
2G.2 Bobby Burgess Evidence Storage Facility	9/30/2021	2021-3540 2022-2285		\$ 926,709	\$ 479,660	\$ 447,049		\$ 13,100,000	
2H - Planning & Design for Public Safety Training Facility			\$ 1,200,000	\$ -	\$ -	\$ -	\$ 1,200,000	\$ -	\$ 1,200,000
Repair of Capital Outlay Projects			\$ 57,250,000	\$ 39,842,564	\$ 18,253,478	\$ 21,589,087	\$ 17,407,436	\$ 15,618,105	\$ 1,789,331
Parks and Recreation Repairs			\$ 37,250,000	\$ 31,246,571	\$ 11,817,148	\$ 19,429,423	\$ 6,003,429	\$ 5,179,756	\$ 823,673
3A - Athletic Fields			\$ 11,650,000	\$ 9,988,698	\$ 2,642,968	\$ 7,345,730	\$ 1,661,302	\$ 1,280,171	\$ 381,131
3A.10 - Athletic Field A&E Services ¹	1/9/2019	2019-3932 2021-2758		\$ 158,500	\$ -	\$ 158,500			
3A.11 Gresham Park Baseball Fields Renovation	11/23/2020	2020-1553 2020-1579 2021-2720 2022-1755		\$ 2,500,000	\$ 2,035,253	\$ 464,747			
3A.12 Athletic Field Renovations at Exchange, Wade Walker, Midway and Shoal Creek Parks	9/1/2021	2021-3080		\$ 6,719,586	\$ 65,217	\$ 6,654,369			
3A.13 Athletic Field Lighting and Electrical Improvements - Truelove Park	1/26/2022	2022-1165		\$ 500,000	\$ 486,840	\$ 13,160			
3A.14 - Athletic Scoreboards at Hamilton, Rock Chapel and Shoal Creek Parks	7/27/2022 10/11/2022	2022-1942		\$ 110,612	\$ 55,658	\$ 54,954			
3A.15 - Athletic Field Renovations at Hamilton and Redan Parks	7/27/2022 10/11/2022					\$ -		\$ 1,280,171	

3B - Renovate Athletic and Recreation Facilities			\$ 8,400,000	\$ 8,385,097	\$ 4,077,239	\$ 4,307,858	\$ 14,903	\$ 14,903	\$ -
3B.1 - Athletic and Recreation Facility A&E Services ¹	1/9/2019 9/9/2020	2019-3932 2021-2758		\$ 241,500	\$ 164,684	\$ 76,816			
3B.2 - Athletic and Recreation Facility Roofs	5/7/2019	2019-3704 2021-2602 2021-2759		\$ 3,802,302	\$ 2,820,494	\$ 981,808			
3B.3 - Athletic and Recreation Facilities Modernizations and Upgrades	5/26/2021 5/22/2022	2021-2016 2021-2574 2022-1594 2022-1751 2022-2132		\$ 3,116,295	\$ 591,593	\$ 2,524,702		\$ 14,903	
3B.4 - Athletic and Recreation Facilities Pavilion, Shelter and Shade Structure Improvements	10/5/2021	2021-3150		\$ 1,225,000	\$ 500,468	\$ 724,532			
3C - Parks, Playgrounds, and Recreational Areas			\$ 6,900,000	\$ 3,097,518	\$ 1,136,871	\$ 1,960,647	\$ 3,802,482	\$ 3,884,683	\$ (82,200)
3C.1 - Lithonia Park New Playground	n/a	2018-1873		\$ 200,000	\$ 200,000	\$ -			
3C.16 - Parks, Playgrounds & Recreational Areas A&E Services ¹	1/9/2019	2019-3932 2021-2758		\$ 55,500	\$ 32,400	\$ 23,100			
3C.17 - Glen Emerald Dam Trail Improvements		2021-2151 2021-2576 2022-2242		\$ 500,047	\$ 251,128	\$ 248,919			
3C.18 - Parks, Playgrounds & Recreational Areas	3/16/2022	2022-1502 2022-1625 2022-1887 2022-2107		\$ 2,341,970	\$ 653,343	\$ 1,688,628		\$ 3,884,683	
3D - Pools and Other Aquatics Facilities			\$ 3,950,000	\$ 3,939,500	\$ 472,214	\$ 3,467,286	\$ 10,500	\$ -	\$ -
3D.1 - Pools and Other Aquatic Facilities A&E Services ¹	1/9/2019	2021-2758		\$ 204,500	\$ 166,310	\$ 38,190			
3D.2 - NH Scott Park Pool Renovations and Upgrades	9/1/2021	2022-1126 2023-0060		\$ 3,735,000	\$ 305,904	\$ 3,429,096			
3E - Resurfacing Trails and Paved Areas			\$ 3,000,000	\$ 3,000,000	\$ 1,430,712	\$ 1,569,288	\$ -	\$ -	\$ -
3E.1 - Resurfacing at Mary Scott, Hidden Acres, Chestnut Street, Rock Chapel and Gresham Parks	3/28/2019	2018-1657 2021-2827 2021-3410 2022-1448		\$ 3,000,000	\$ 1,430,712	\$ 1,569,288			
3F - Sugar Creek Golf and Tennis Action Plan			\$ 1,000,000	\$ 1,000,000	\$ 1,000,000	\$ -	\$ -	\$ -	\$ -
3F.1.1 - Sugar Creek Golf and Tennis Musco Lighting	n/a	2018-1750		\$ 400,000	\$ 400,000	\$ -			
3F.1.3 - Sugar Creek Golf Bridge Repair/Replacement	3/21/2019	2019-3918		\$ 600,000	\$ 600,000	\$ -			
3G - Tennis Court Resurfacing			\$ 2,150,000	\$ 1,635,758	\$ 1,001,419	\$ 634,339	\$ 514,242	\$ -	\$ 514,242
3G.1 - Repair and Replacement of various Tennis Facilities and Basketball Courts in DeKalb County Parks	8/19/2020	2021-2140 2021-2141 2021-3017 2021-3151 2023-0157		\$ 1,635,758	\$ 1,001,419	\$ 634,339		\$ -	
3H - Stream Bank Restoration / Drainage and Stormwater Improvements			\$ 200,000	\$ 200,000	\$ 55,725	\$ 144,275	\$ -	\$ -	\$ -
3H.1 - Stream Bank Restoration / Drainage and Stormwater Improvements	n/a	2018-2912 2020-0658 2022-2224		\$ 200,000	\$ 55,725	\$ 144,275			



General Repairs			\$ 20,000,000	\$ 8,595,994	\$ 6,436,330	\$ 2,159,664	\$ 11,404,006	\$ 10,438,349	\$ 965,658
3I - County Courthouse Administrative Complex, Including Parking			\$ 16,500,000	\$ 5,095,993	\$ 4,395,047	\$ 700,946	\$ 11,404,007	\$ 10,438,349	\$ 965,658
3I.1 Repairs to Courthouse Parking Deck	9/29/2021	2022-1134 2022-2012 2022-2245		\$ 1,049,344	\$ 422,732	\$ 626,613		\$ 10,050,656	
3I.5.2 - DeKalb County Court Building HVAC Equipment Improvements	6/3/2021	2021-2501		\$ 910,000	\$ 910,000	\$ -			
3I.5.3 - DeKalb County Court Building Elevators	5/7/2019	2019-3550		\$ 865,663	\$ 865,663	\$ -		\$ 200,000	
3I.5.4 - DeKalb County Court Building Security Improvements	3/28/2022 1/12/2023	2022-1683 2022-2512		\$ 599,886	\$ 525,552	\$ 74,334		\$ 187,693	
3I.5.7 - DeKalb County Court Building Roof Repairs and Improvements	6/3/2021	2021-2759		\$ 1,671,100	\$ 1,671,100	\$ -			
3J - General Senior Center Repairs			\$ 1,000,000	\$ 1,000,000	\$ 886,292	\$ 113,708	\$ -	\$ -	\$ -
3J.1.1 - Lou Walker Senior Center (1) HVAC (2) Heat Exchanger (3) WSHR 45 Replacement	n/a	2018-1788 2020-0181		\$ 242,871	\$ 242,372	\$ 499			
3J.1.2 - 30 Warren St Senior Ctr (1) HVAC (2) Boiler Pump	3/12/2020	2020-0181		\$ 293,324	\$ 293,324	\$ -			
3J.2.1 - 30 Warren Street Senior Center Roof Repair	5/7/2019	2020-0445		\$ 178,576	\$ 145,322	\$ 33,254			
3J.3.1 - 30 Warren Street Senior Center Elevator Repair	12/9/2020	2020-0679		\$ 183,089	\$ 178,944	\$ 4,145			
3J.3.2 - Lou Walker Senior Center Elevator Repair	n/a	2021-2280		\$ 9,600	\$ 9,600	\$ -			
3J.4 - Lou Walker Senior Center Erosion Control Landscaping		2021-2708		\$ 16,730	\$ 16,730	\$ -			
General Senior Center Repairs HVAC Unallocated ³		2020-0181		\$ 75,809	\$ -	\$ 75,809			
3K - Repair of County Owned Health Care Facilities			\$ 1,000,000	\$ 1,000,000	\$ 1,000,000	\$ 0	\$ (0)	\$ -	\$ (0)
3K.1.1 - Richardson Health Care Facility HVAC	n/a	2018-1788		\$ 723,186	\$ 723,186	\$ -			
3K.1.2 - N DeKalb Health Center HVAC	3/12/2020	2020-0181		\$ 276,814	\$ 276,814	\$ 0			
3L - General Library Repairs			\$ 1,500,000	\$ 1,500,000	\$ 154,990	\$ 1,345,010	\$ -	\$ -	\$ -
3L.1 - Dumbwaiter System @ Decatur Main Library	5/9/2019	2019-3550		\$ 71,378	\$ 71,378	\$ -			
3L.2.1 - Flat Shoals Library Roof	5/9/2019	2019-3704 2020-0445 2021-2602 2022-1237		\$ 83,613	\$ 83,613	\$ -			
3L.3 - DeKalb County Library Facility Bathroom Renovations	2/14/2022	2022-1239 2022-1221		\$ 1,345,010	\$ -	\$ 1,345,010			
General Administrative Cost for All Projects			\$ 5,820,644	\$ 5,820,644	\$ 5,183,600	\$ 637,044	\$ -	\$ -	\$ -
4A - General Administrative	3/21/2019	2018-2272		\$ 5,820,644	\$ 5,183,600	\$ 637,044			

¹On-call budget amounts were split equally among the requested categories for A&E Services. Authorized budget amounts may be redistributed among categories as bids are received from vendors for specified scopes of work.

²Contract expired before funds were utilized. (SiteMx)

³Budget reflects CO#1 approved by BOC on 11/15/2022 (2022-1826).

*SPLOST Authorized Budget Expended includes paid invoices only. Through the end of March 2023, the SPLOST program has authorized 67% of the total SPLOST referendum budget and \$120M of the overall Total SPLOST Program Budget has been expended, while \$121M has been invoiced (\$150M has been invoiced to date on all projects including those with outside funding sources). See Appendix G for detailed program financial status.

PROGRAM MANAGEMENT

Summary

Transportation: Construction continues on the following projects: SPLOST Phase 2 Resurfacing Area B project (25 miles), 2021 LMIG Resurfacing project (24 miles), 2021 LMIG Pavement Marking Safety Upgrades, 2022 LMIG Resurfacing project (28 miles), Pleasantdale Road Pedestrian Crossing Improvements, McAfee Road Sidewalk, and the North Decatur Road Improvements project. Construction also continues on federal aid projects including Rockbridge Road Widening and Henderson Road Sidewalk. The SPLOST Phase 2 Area A resurfacing project (25 miles) contract was awarded in March. Cedar Grove Bridge Design-Build project Vendor Qualifications were opened and are under review. Procurement reviews continue for South River Trail Phase VI design and the North Druid Hills Road Bridge at CSX project. Right-of-way continues on the East Rock Springs Road Roundabout and on the Glenwood Road Sidewalk project. Design services are ongoing for the following projects: North Druid Hills Corridor scoping study, GDOT Off-System Safety Improvements at 11 Locations, Snapfinger Woods Drive Sidewalk Concept, Central Dr, Indian Creek Way and Redan Rd Pedestrian Crossings, Stewart Mill Rd at Bermuda Rd Roundabout Design, Cedar Grove Traffic Calming, Sagamore-Leafmore Trail, N. Fork Peachtree Creek Trail Concept Study, S. Peachtree Creek Trail Feasibility Study, Panola Road Scoping Study, DeKalb Industrial Way at Milscott Drive Traffic Signal, and Kensington Trail Phase 1 Concept.

Public Safety Facilities and Related Capital Equipment: Construction of Fire Station No. 7 continues with completion anticipated in May. Design of Fire Station No. 27 is underway. The budget authorization request for design and construction of Fire Station No. 16 is in development. Phase coordination and site acquisition for three additional new fire stations continues. Installation of Fire Station Alerting Systems was completed in March. Design for the relocation of the Bobby Burgess Evidence Storage Facility continues. Development of a phased spending plan to address remaining issues at the Bobby Burgess complex is ongoing.

Repair of Capital Outlay Projects - Park and Recreation: The Medlock Park Playground and Princeton Park Playgrounds were completed. Contracts are underway for playgrounds at Shoal Creek 3 Park, Emmie Smith Park, WD Thomson Park, Washington Park, and Bruce Street Park and construction/installation will begin upon delivery of materials. Eleven additional County Park Playground projects are scheduled to begin this year. Pavilion and Shade Structure improvements are complete at Glen Emerald, Shoal Creek II, and Washington Parks and contracts continue for Emory Grove, Exchange and County Line Parks. Design and permitting continues for projects at multiple Athletic and Recreation Facilities which includes the modernizations and upgrades to concession buildings, recreation centers, bathrooms and field houses as well as pavilion, shelter and shade structure improvements. Construction of the turf field improvements are underway at Exchange Park with expected completion in May; and Wade Walker, Midway and Shoal Creek Parks are expected to be completed in 2023. Installation of Athletic Scoreboards at Hamilton, Rock Chapel and Shoal Creek Parks was completed in March. The NH Scott Pool buildings project is under contract for design and construction. Construction of the improvements to the Glen Emerald Park Dam and multi-use trail continues.

Repair of Capital Outlay Projects - General Repairs: Security Upgrades at the County Courthouse project continue. Recommendation to award Parking Deck Renovations at the County Courthouse Administrative Complex project is expected to be presented to BOC for approval in early April. Construction of the Library Restrooms Renovations projects is pending.

Program Management Activities

- 1 The SPLOST project team furthered planning and delivery efforts for several projects including:
- 2 Resurfacing Projects and Bridge Repair/Replacement projects
- 3 Bobby Burgess Building, DeKalb County Courthouse Administrative Complex, and Fire Stations
- 4 Road Operations and Safety and Traffic Calming Improvement Projects
- 5 Sidewalk and multi-use trail projects
- 6 Library Restroom Repair/Replacement Projects

-
- 7 DeKalb County Park improvements including Athletic Fields, Playgrounds, Tennis and Basketball Courts, Shelters, Shade Structures and Facilities, Lighting, and Aquatic and Recreation Facilities
 - 8 Stream Bank Restoration / Drainage and Stormwater Improvements
-

Planned Activities for Next Period

- 1 Continue planning and executing scopes of work presented and approved by the BOC utilizing established protocol.
 - 2 Continue/complete construction on active projects.
 - 3 Continue to advance project development, design, right-of-way and construction across all program categories.
-

Issues

- 1 **Economy & Labor** Revenue trends have been strong since the onset of the pandemic, but subsequent concerns are being monitored. These include the effects of inflation and rising material costs driven by increased production, labor and transportation costs. In addition, the shortages of materials, long delivery times and local labor shortages are negatively impacting project schedules.
-

Financial

The original Program Management contract was issued to Moreland Altobelli (now Atlas Technical Consultants) in the amount of \$14,988,844.39 with a period of performance of 6/26/2018 to 12/31/2023. An NTP was issued for 8/2/2018. Subsequently, individual work authorizations and modifications were issued as follows:

- 1. **Work Authorization 1** - Project Management Core Services for FY 2018 in the amount of \$772,420.00 was issued under 1L Transportation Project Management. Period of performance is 8/27/2018 to 12/31/2018.
- 2. **Work Authorization 2** - CEI Services for 1A 2018 LMIG in the amount of \$309,780.00 was issued under 1L Transportation Project Management. Period of performance is 9/27/2018 to 9/3/2019.
- 3. **Work Authorization 3** - CEI Services for 1A Phase 1 SPLOST Road Resurfacing in the amount of \$1,132,000.00 was issued 11/9/2018 under 1L Transportation Project Management. Period of performance is 11/12/2018 to 11/13/2019.
- 4. **Work Authorization 4** - Project Management Core Services for FY 2019 was issued in the amount of \$1,543,880.00 (\$970,482.97 was issued under 1L Transportation Project Management; \$342,123.81 was issued under 4A General Admin - Public Safety; \$150,528.30 was issued under 4A General Admin - Parks and Recreation; \$80,744.92 was issued under 4A General Admin - General Repairs). Period of performance is 2/1/2019 to 8/31/2019.
- 5. **Work Authorization 5** - CEI Services for 3E Resurfacing Trails and Paved Areas in the amount of \$73,500.00 was issued under 4A General Administrative Costs. Period of performance is 3/21/2019 to 9/21/2019. WA #5 Modification 1 changed completion date to 12/31/21.
- 6. **Work Authorization 6** - CEI Services for 1B Flat Shoals, Henderson & Salem Road Sidewalks in the amount of \$353,500 was issued under 1L Transportation Project Management. Period of performance is 8/16/2019 to 12/31/2020. WA #6 Modification 1 changed completion date to 12/31/21 and increased not-to-exceed to \$693,895.71.
- 7. **Work Authorization 7** - CEI Services for 1B Rockbridge Road Streetscape in the amount of \$166,795 was issued under 1L Transportation Project Management. Period of performance is 1/8/2020 to 7/1/2021. WA #7 Modification 1 changed completion date to 12/31/21 and increased not-to-exceed to \$332,807.16.
- 8. **Work Authorization 8** - CEI Services for 1B Rockbridge Road Water/Sewer Improvements in the amount of \$32,900 was issued under 1L Transportation Project Management. Period of Performance is 1/8/2020 to 7/1/2021. WA #8 Modification 1 changed completion date to 9/30/21 and increased not-to-exceed to \$64,900.
- 9. **Work Authorization 9** - CEI Services for 1B South River Trail Phase 5 in the amount of \$70,457 and was issued under 1L Transportation Project Management. Period of performance is 9/26/2019 to 3/26/2021. WA#9 Modification 1 changed completion date to 12/31/21.

10. **Work Authorization 10** - Project Management Core Services for period of performance 11/1/2019 to 10/31/2020 in the amount of \$3,130,811.26 (\$1,968,027.97 was issued under 1L Transportation Project Management; \$693,787.77 was issued under 4A General Admin - Public Safety; \$305,254.10 was issued under 4A General Admin - Parks and Recreation; \$163,741.43 was issued under 4A General Admin - General Repairs).
11. **Work Authorization 11** - CEI Services for 1A 2019 LMIG Resurfacing in the amount of \$573,920.72 was issued under 1L Transportation Project Management. Period of performance is 12/20/2019 to 12/20/2020.
12. **Work Authorization 12** - CEI Services for 1C Sidewalk Construction in the amount of \$62,400.80 was issued under 1L Transportation Project Management. Period of performance is 04/01/2020 to 12/31/2020.
13. **Work Authorization 13** - Project Management Core Services for FY 2021 in the amount of \$3,280,000.00 (\$2,061,808.00 was issued under - 1L Transportation Project Management; \$726,848.00 was issued under 4A General Admin - Public Safety; \$319,800.00 was issued under 4A General Admin - Parks and Recreation; \$171,544.00 was issued under 4A General Admin - General Repairs). Period of performance is 01/01/2021 to 12/31/2021. Revision 1 to WA 13 was approved on 3/21/2022 and increased the amount to \$3,473,761.42 and extended completion to 02/28/2022. Revision 2 to WA 13 was approved on 7/7/2022 and increased the amount to \$4,125,888.70 and extended completion to 5/31/2022. Revision 3 to WA 13 was approved on 10/24/2022 and increased the amount to \$4,755,016.70 and extended the completion to 7/2/2022.
14. **Work Authorization 14** - CEI Services for 1A 2020 LMIG Resurfacing in the amount of \$657,818.10 was issued under 1L Transportation Project Management.
15. **Work Authorization 15** - CEI Services for 2A Fire Station No. 7 in the amount of \$166,400.00 was issued under 4A General Administrative Costs. Period of performance is 02/09/2021 to 02/23/2023.
16. **Work Authorization 16** - CEI Services for 1A Phase 2 SPLOST Road Resurfacing in the amount of \$1,258,256 was issued 03/18/2022 under 4A General Administrative Costs. Period of performance is 3/18/2022 to 3/18/2023. WA#13 Revision 3 reduced amount to \$629,128.00 to cover awarded construction contract for Area B. WA#16 Revision 1 increased contract time to 12/31/2023 to cover contractor's time extension.
17. **Work Authorization 17** - Right-of-Way Acquisition Services for 1C Pedestrian Improvements for Glenwood Road Sidewalk in the amount of \$261,700 was approved. Period of performance is 11/09/2021 to 12/31/2022.
18. **Change Order No. 1** - Project Management Core Services contract not-to-exceed increase from \$14,998,844.39 to \$17,763,346.75 was approved by the BOC on 11/15/2022.
19. **Work Authorization 18** - Project Management Core Services in the amount of \$3,378,400 was issued under CO#1 and was approved on 12/22/2022.
20. **Work Authorization 19** - CEI Services for 1A 2021 LMIG Resurfacing in the amount of \$636,452.00 was approved on 12/29/2022. Period of performance is 10/13/2022 to 12/31/2023.

****Please note Core Services work authorizations are included in the original contract amount. All CEI Services are shown as supplemental services and will be addressed in future change orders. The Contract Status chart reflects final costs for Work Authorizations that have been completed and closed.***



Contract Status - Core Services		
Original Contract Amount:		\$12,329,927.51
Approved Work Authorizations:	\$12,290,576.32	
Invoiced to Date:		\$11,266,157.38
Remaining Work Authorizations Amount:	\$1,024,418.94	
Pending Work Authorizations:	\$39,408.99	
Current Contract Amount:		\$12,329,927.51
Remaining Contract Amount:		\$1,063,770.13
Percent of Contract Amount Complete:		91.37%
Contract Status - Supplemental Services		
Executed Supplemental Work Authorizations:		\$5,433,419.24
Invoiced to Date Supplemental Work Authorizations:		\$4,012,615.29
Remaining Supplemental Work Authorizations Contract Amount:	\$1,420,803.95	
Percent of Supplemental Work Authorizations Amount Complete:		73.85%
Pending Supplemental Work Authorizations:		\$0.00
Total Supplemental Services Amount:		\$5,433,419.24
Total Contract Status		
Current Contract Amount:		\$17,763,346.75
Total Invoiced to Date:		\$15,278,772.67
Remaining Contract Amount:		\$2,484,574.08
Percent of Contract Amount Complete:		86.01%

Schedule

Current authorized projects are progressing as planned. See respective project status pages for details.

Public Involvement

The team continues to support public involvement tasks including county-wide town hall meetings, individual board member's district meetings, and citizen's oversight group meetings.

Contract Compliance and LSBE

The SPLOST Local Small Business Enterprise Program (LSBE) participation goal stands at forty-three (43%) percent. The total awarded LSBE/ Primes and subcontractors have not been significant to move the percentage during the current period. There are thirty-nine (39) LSBE Prime contractors and seventy-one (71) subcontractor LSBE firms listed under the program awards.

During the month of March 2023, the SPLOST Contract Compliance Officer attended ten (10) Mandatory Prime/ LSBE Zoom meetings with Contracting and Procurement Team in which the Dekalb procurement was outlined for open solicitation. The Dekalb County Title VI Policy was presented to the attendees. Also attended a bid opening and bidders cost opening.

Conducted outreach with weekly updates for the County Contracting and Purchasing Department through Zoom meetings, email, telephone contacts and text to various organizations, businesses and subcontractors.

Attended three (3) meetings with SPLOST Team Program Manager, Contracting and Procurement Department and Finance Department to discuss and update the SPLOST Program activity, contract invoices and financial status.

Reviewed and confirmed LSBE listed participation on current awarded contracts. Continue to provide Dekalb SPLOST business opportunities outreach and training with Dekalb Purchasing scheduled nine times annually. Outreach includes activity through Zoom training, emails, text messaging and phone on the SPLOST Program, Contract Compliance and Title VI Policy for all external procurement Invitation To Bid (ITBs) and Request For Proposal (RFPs) advertised.



Conducted on-going monitoring with Prime and LSBE subcontractors. Conducted continuous monitoring to ensure Primes and Subs follow the Title VI, equal opportunity and LSBE policies. Updated monthly records of numerous Primes and LSBE subcontractor invoices, contractor payments and delinquency report.

Project	Vendor	Prime Contract #	Total Contract Amt	Total Invoice to Date	LSBE Contract Amt	LSBE		
						Contract %	LSBE Amt to Date	% LSBE to Date
Work Authorization 1 ATC PM Core Services 2018	Atlas Technical Consultants (ATC)	1116360	\$772,279.00	\$772,279.00	\$99,000.00	13%	\$123,225.00	16%
Work Authorization 4 ATC PM Core Services 2019	Atlas Technical Consultants (ATC)	1116360	\$970,482.97	\$970,482.97	\$180,000.00	19%	\$186,335.00	19%
Work Authorization 10 ATC PM Core Services 2020	Atlas Technical Consultants (ATC)	1116360	\$1,967,966.90	\$1,967,966.90	\$255,843.64	13%	\$259,425.00	13%
PM Public Safety WA #10 Core Services 2020	Atlas Technical Consultants (ATC)	1116360	\$693,778.47	\$693,778.47	\$90,192.41	13%	\$127,025.02	18%
PM Parks and Recreation Repairs WA #10 Core Services 2020	Atlas Technical Consultants (ATC)	1116360	\$305,240.47	\$305,240.47	\$39,683.04	13%	\$16,275.00	5%
PM General Repairs WA #10 Core Services 2020	Atlas Technical Consultants (ATC)	1116360	\$163,715.57	\$163,715.57	\$21,286.38	13%	\$0.00	0%
Work Authorization 13 ATC PM Core Services 2021	Atlas Technical Consultants (ATC)	1116360	\$2,324,105.89	\$2,324,073.26	\$297,750.22	13%	\$376,438.00	16%
PM Public Safety WA #13 Core Services 2021	Atlas Technical Consultants (ATC)	1116360	\$1,451,333.71	\$1,451,313.37	\$104,965.72	7%	\$44,515.99	3%
PM Parks and Recreation Repairs WA #13 Core Services 2021	Atlas Technical Consultants (ATC)	1116360	\$638,680.14	\$638,649.49	\$46,183.02	7%	\$101,937.58	16%
PM General Repairs WA #13 Core Services 2021	Atlas Technical Consultants (ATC)	1116360	\$340,897.00	\$340,291.22	\$24,773.05	7%	\$10,052.11	3%
A/E Services for Transportation (On-Call) (Cedar Grove Bridge Prel. Design)	AECOM	1231552 - SPLOST	\$302,700.00	\$291,658.17	\$100,743.00	33%	\$100,540.50	34%
3C.16.1 Oak Creek Park Playground and Pavilion	Foresite Group	1174318	\$46,000.00	\$32,400.00	\$46,000.00	100%	\$32,400.00	100%
3B.1.13 County Line Park Pavilion A/E Services	Foresite Group	1174318	\$51,500.00	\$39,200.00	\$51,500.00	100%	\$39,200.00	100%
East Rock Springs Road Roundabout	Kimley-Horn and Associates, Inc.	14-902868	\$64,652.12	\$64,554.62	\$32,657.25	51%	\$0.00	0%
A/E Services for Athletic and Recreation Facilities	Pond & Company	1174317	\$190,000.00	\$125,483.86	\$190,000.00	100%	\$125,483.86	100%
Pools and Other Aquatic Facilities A&E Services	Pond & Company	1174317	\$198,252.00	\$166,310.26	\$198,252.00	100%	\$166,310.26	100%
Bobby Burgess Evidence Storage Facility	Pond & Company	1031586	\$490,000.00	\$188,401.23	\$490,000.00	100%	\$188,401.23	100%
Pools and Other Aquatic Facilities A&E Services	Pond & Company	1174317	\$4,500.00		\$4,500.00	100%		
Advance Patching / Pothole Repair (C) HEH Paving	HEH Paving, Inc.	1118593	\$157,457.66		\$157,457.66	100%		
Advance Patching / Pothole Repair (A) A&S	A&S Paving	1118591	\$142,550.10	\$142,550.10	\$76,440.00	54%	\$76,440.00	54%
Gresham Park Resurfacing	Autaco Development	1139826	\$288,214.22	\$288,155.13	\$288,214.22	100%	\$288,155.13	100%
3B.3.12 Exchange Facility Drainage Improvements	Autaco Development	1191813	\$133,059.30	\$133,059.30	\$133,059.30	100%	\$133,059.30	100%
Stream Bank Restoration/Drainage and Stormwater Improvements at Medlock Park	Autaco Development	1139826	\$9,259.00	\$9,255.00	\$9,259.00	100%	\$9,255.00	100%
3B.3.13 Gresham Park Concession Building Modernizations and Upgrades	Autaco Development	1191813	\$162,609.00	\$154,689.00	\$162,609.00	100%	\$154,689.00	100%
3B.3.12 Exchange Facility Drainage Improvements	Autaco Development	1191813	\$12,301.50	\$12,301.50	\$12,301.50	100%	\$12,301.50	100%
Stream Bank Restoration/Drainage and Stormwater Improvements at Medlock Park	Autaco Development	1139826	\$46,731.00	\$46,470.00	\$46,731.00	100%	\$46,470.00	100%
Pedestrian Improvements (Ph. 1 and 2)	Autaco Development	1139826	\$205,840.00	\$197,282.00	\$205,840.00	100%	\$197,282.00	100%
Hidden Acres Park	Autaco Development	1139826	\$292,445.55	\$292,445.55	\$292,445.55	100%	\$292,445.55	100%
Rock Chapel Park	Autaco Development	1139826	\$165,354.15	\$165,354.15	\$165,354.15	100%	\$165,354.15	100%
Mary Scott Park	Autaco Development	1139826	\$63,730.60	\$63,730.60	\$63,730.60	100%	\$63,730.60	100%



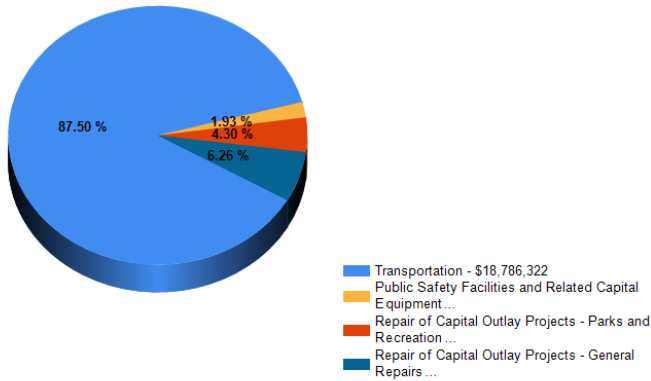
Monthly Progress Report
March 2023

Project	Vendor	Prime Contract #	Total Contract Amt	Total Invoice to Date	LSBE Contract Amt	LSBE Contract %	LSBE Amt to Date	% LSBE to Date
Pedestrian Improvements (Ph. 1 and 2)	Autaco Development	1139826	\$288,122.55	\$288,122.55	\$288,122.55	100%	\$288,122.55	100%
Phase One SPLOST Resurfacing (A) CW Matthews	C. W. Matthews Contracting Co.	1128997 (A)	\$12,955,725.40	\$12,878,348.20	\$2,591,391.50	20%	\$2,393,542.76	19%
Rockbridge Road Streetscape	ER Snell	1171444 - GDOT	\$871,587.42	\$490,132.86	\$80,550.00	9%	\$0.00	0%
Rockbridge Road Streetscape	ER Snell	1171444 - GDOT	\$441,600.00	\$426,218.05	\$441,600.00	100%	\$426,218.05	100%
Rockbridge Road Streetscape	ER Snell	1171444 - DWM/CIP/R&E	\$1,430,894.20	\$725,523.16	\$1,430,894.20	100%	\$725,523.16	100%
Rockbridge Road Streetscape	ER Snell	1171444 - SPLOST	\$921,431.18	\$307,471.08	\$921,431.18	100%	\$307,471.08	100%
Midway Park Metal Roof (1)	Hawk Construction	1175307	\$59,212.00	\$49,212.00	\$59,212.00	100%	\$49,212.00	100%
Flat Shoals Library Roof Repair and Replacement	Hawk Construction	1175307	\$83,612.50	\$83,612.50	\$83,612.50	100%	\$83,612.50	100%
Shoal Creek Park Metal Roof (2)	Hawk Construction	1175307	\$113,814.00	\$103,814.00	\$113,814.00	100%	\$103,814.00	100%
True Love Park Metal Roof (1)	Hawk Construction	1175307	\$80,560.00	\$70,560.00	\$80,560.00	100%	\$70,560.00	100%
Rock Chapel Park Metal Roof (2)	Hawk Construction	1175307	\$99,508.00	\$89,508.00	\$99,508.00	100%	\$89,508.00	100%
Redan Park Metal Roof (5)	Hawk Construction	1175307	\$135,957.00	\$120,957.00	\$135,957.00	100%	\$120,957.00	100%
Lucious Sanders Community Center Roof Repair and Replacement	Hawk Construction	1175307	\$10,588.00		\$10,588.00	100%		
Wade Walker Park Maintenance Shop Roof Repair and Replacement	Hawk Construction	1175305	\$216,666.00	\$186,666.00	\$216,666.00	100%	\$186,666.00	100%
Roof Maintenance Repair and Replacement at DeKalb County Fire Stations	Hawk Construction	1242525	\$1,136,640.00	\$1,034,530.00	\$1,136,640.00	100%	\$1,034,530.00	100%
Lucious Sanders Community Center Roof Repair and Replacement	Hawk Construction	1175307	\$334,507.00	\$345,095.00	\$334,507.00	100%	\$345,095.00	100%
Lithonia Park Shelter Roof Repair and Replacement	Hawk Construction	1175305	\$65,172.00	\$55,402.00	\$65,172.00	100%	\$55,402.00	100%
Cedar Grove Road Bridge Detour Route Improvements	HEH Paving, Inc.	1118593	\$250,846.43	\$141,736.52	\$250,846.43	100%	\$141,736.52	100%
Advance Patching / Pothole Repair (C) HEH Paving	HEH Paving, Inc.	1118593	\$144,230.98	\$144,230.98	\$144,230.98	100%	\$144,230.98	100%
2019 LMIG Resurfacing	HEH Paving, Inc.	1183559	\$11,554,668.64	\$11,554,668.64	\$11,554,668.64	100%	\$11,554,668.64	100%
2021 LMIG Resurfacing	HEH Paving, Inc.	1295610	\$14,893,107.61	\$836,297.87	\$14,893,107.61	100%	\$836,297.87	100%
Phase Two SPLOST Resurfacing (B)	HEH Paving, Inc.	1263589	\$15,105,048.44	\$5,258,832.96	\$15,105,048.44	100%	\$5,258,832.96	100%
South Fork Peachtree Creek Trail/Old Clairmont Road	Lori's Transportation & Excavation LLC	1198405	\$20,720.35	\$20,720.35	\$20,720.35	100%	\$20,720.35	100%
Basketball Court Resurfacing	McGrath Industries dba Talbot Tennis	1214307	\$341,502.00	\$338,644.00	\$67,799.60	20%	\$0.00	0%
Tennis Court Resurfacing	McGrath Industries dba Talbot Tennis	1214306	\$1,024,256.00	\$662,775.00	\$158,437.40	15%	\$0.00	0%
2020 LMIG Resurfacing	Pittman Construction Company	1246649	\$11,475,975.33	\$11,475,975.33	\$2,644,428.76	23%	\$0.00	0%
Phase One SPLOST Resurfacing (B) Pittman	Pittman Construction Company	1128328 (B)	\$12,824,989.24	\$12,580,274.32	\$4,307,225.23	34%	\$3,961,425.28	31%
2018 LMIG Resurfacing Construction Pittman	Pittman Construction Company	1122348	\$7,884,218.24	\$7,884,218.24	\$1,518,560.00	19%	\$1,606,810.69	20%
North Decatur Road Improvements	SD&C, Inc.	1288704	\$652,200.71	\$223,605.81	\$652,200.71	100%	\$223,605.81	100%
Pedestrian Improvements (Ph. 1 and 2)	SD&C, Inc.	1139824	\$255,411.00	\$223,816.80	\$255,411.00	100%	\$223,816.80	100%
Chestnut Street Complex	SD&C, Inc.	1139824	\$621,026.92	\$621,026.92	\$621,026.92	100%	\$621,026.92	100%
Pedestrian Improvements (Ph. 1 and 2)	SD&C, Inc.	1139824	\$148,915.30	\$148,915.30	\$148,915.30	100%	\$148,915.30	100%
Bobby Burgess Evidence Storage Facility	SoCo Contracting Company, Inc.	1191816	\$298,750.00	\$291,259.00	\$298,750.00	100%	\$291,259.00	100%
PM Parks and Recreation Repairs WA #5 CEI Services (3E) Resurfacing(ATC) Trails and Paved Areas	Atlas Technical Consultants	1116360	\$73,500.00	\$37,083.76	\$9,600.00	13%	\$1,274.00	3%
30 Warren Street Senior Center Roof Repair	Hawk Construction	1175307	\$178,576.00	\$145,322.00	\$178,576.00	100%	\$145,322.00	100%
		Total	\$109,649,176.76	\$81,885,667.39	\$64,806,551.01	59%	\$34,796,924.00	42%

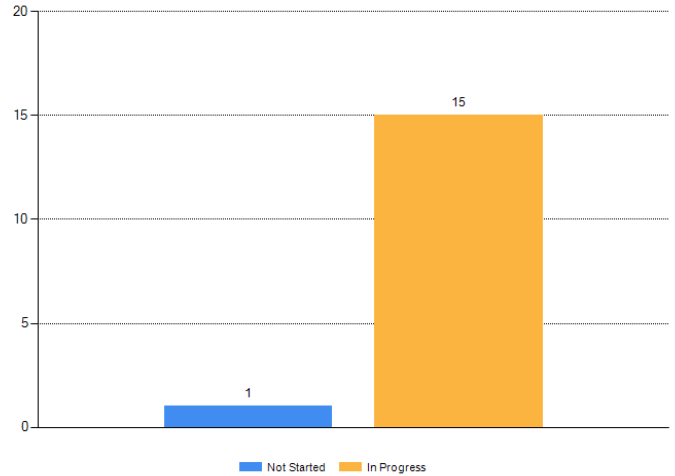
DISTRICT 1 STATUS

COMMISSIONER: ROBERT PATRICK

District 1 Budget By Category



District 1 Active Project Status



Active District Projects

Name	District(s) / Super	Status
Phase Two SPLOST Resurfacing	01, 02, 03, 04, 05 / 06, 07	In Construction
2022 LMIG Resurfacing	01, 02, 03, 04, 05 / 06, 07	Purchasing
Flat Shoals, Henderson, Salem Roads Sidewalks	01, 03, 05 / 06, 07	In Construction
A/E Services for Transportation (On-Call)	01, 02, 03, 04, 05 / 06, 07	Design Phase
2021 LMIG Pavement Marking Safety Upgrades	01, 03, 04, 05 / 06, 07	In Construction
A/E Services for Transportation (On-Call)	01, 02, 03, 04, 05 / 06, 07	Design Phase
A/E Services for Transportation (On-Call)	01, 02, 03, 04, 05 / 06, 07	Design Phase
Presidential Drive Bridge Repair	01 / 07	Design Phase
A/E Services for Transportation (On-Call)	01, 02, 03, 04, 05 / 06, 07	Design Phase
Pleasantdale Road Pedestrian Crossing Improvements	01 / 07	In Construction
Transportation Program Management	01, 02, 03, 04, 05 / 06, 07	Program Management
Repair Fire Stations and Related Capital Equipment	01, 02, 03, 04, 05 / 06, 07	In Construction
DeKalb County Libraries Restroom Renovations	01, 02, 03, 04, 05 / 06, 07	In Construction
General Administrative	01, 02, 03, 04, 05 / 06, 07	In Progress

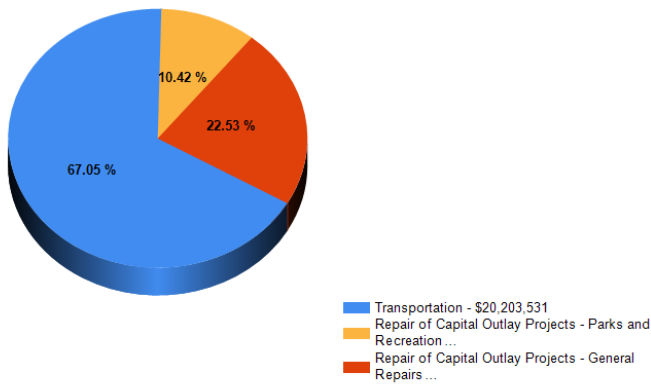
Planned District Projects

Name	District(s) / Super
2023 LMIG Resurfacing	01, 02, 03, 04, 05 / 06, 07
Pedestrian Improvements	01, 02, 03, 04, 05 / 06, 07
Commission District Transportation Projects	01, 02, 03, 04, 05 / 06, 07
Fire Station No. 5	01 / 07
Parks, Playgrounds and Recreational Areas (14 Parks)	01, 02, 03, 04, 05 / 06, 07
Resurfacing Trails and Paved Areas	01, 02, 03, 04, 05 / 06, 07

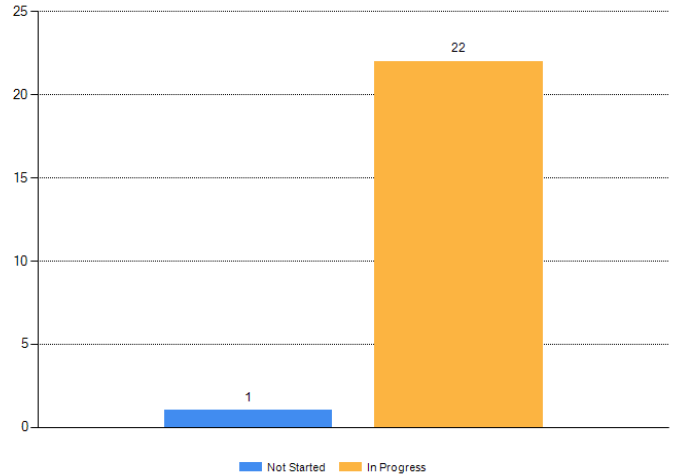
DISTRICT 2 STATUS

COMMISSIONER: MICHELLE LONG SPEARS

District 2 Budget By Category



District 2 Active Project Status



Active District Projects

Name	District(s) / Super	Status
Phase Two SPLOST Resurfacing	01, 02, 03, 04, 05 / 06, 07	In Construction
2021 LMIG Resurfacing	02, 03, 04, 05 / 06, 07	In Construction
2022 LMIG Resurfacing	01, 02, 03, 04, 05 / 06, 07	Purchasing
A/E Services for Transportation (On-Call)	01, 02, 03, 04, 05 / 06, 07	Design Phase
North Druid Hills Road/Valley Brook Road Corridor Study	02, 04 / 06	In Progress
East Rock Springs Road Roundabout	02 / 06	ROW Phase
A/E Services for Transportation (On-Call)	01, 02, 03, 04, 05 / 06, 07	Design Phase
A/E Services for Transportation (On-Call)	01, 02, 03, 04, 05 / 06, 07	Design Phase
North Decatur Road Improvements	02 / 06	In Construction
South Peachtree Creek Trail Feasibility Study	02, 04 / 06	Design Phase
Waldrop Road Bridge Repair	02 / 06	Design Phase
A/E Services for Transportation (On-Call)	01, 02, 03, 04, 05 / 06, 07	Design Phase
Transportation Program Management	01, 02, 03, 04, 05 / 06, 07	Program Management
Repair Fire Stations and Related Capital Equipment	01, 02, 03, 04, 05 / 06, 07	In Construction
Athletic and Recreation Facilities Pavilions, Shelters and Shade Structures Improvements	02, 03, 04, 05 / 06, 07	In Construction
Tennis Court and Basketball Court Resurfacing	02, 03 / 06, 07	In Construction
Stream Bank Restoration / Drainage and Stormwater Improvements	02 / 06	In Progress
Repairs to Courthouse Parking Deck	02 / 06	Design Phase
DeKalb County Court Building - Security Improvements	02 / 06	Installation
DeKalb County Libraries Restroom Renovations	01, 02, 03, 04, 05 / 06, 07	In Construction
General Administrative	01, 02, 03, 04, 05 / 06, 07	In Progress

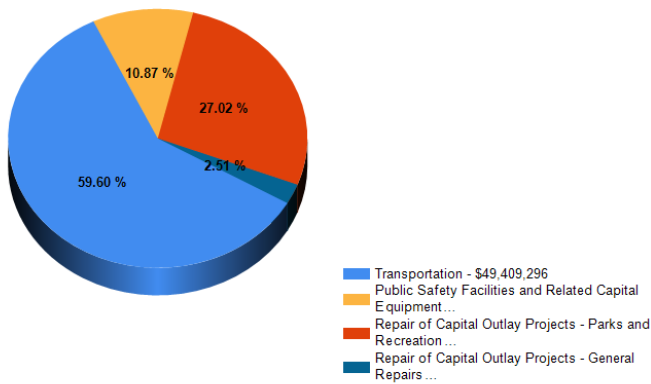
Planned District Projects

Name	District(s) / Super
2023 LMIG Resurfacing	01, 02, 03, 04, 05 / 06, 07
North Druid Hills Road at CSX Railroad Bridge Replacement	02 / 06
Pedestrian Improvements	01, 02, 03, 04, 05 / 06, 07
Commission District Transportation Projects	01, 02, 03, 04, 05 / 06, 07
Parks, Playgrounds and Recreational Areas (14 Parks)	01, 02, 03, 04, 05 / 06, 07
Resurfacing Trails and Paved Areas	01, 02, 03, 04, 05 / 06, 07

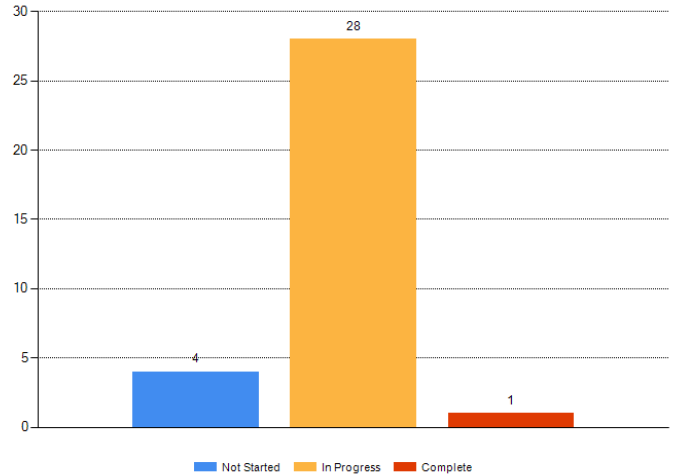
DISTRICT 3 STATUS

COMMISSIONER: LARRY JOHNSON

District 3 Budget By Category



District 3 Active Project Status



Active District Projects

Name	District(s) / Super	Status
Phase Two SPLOST Resurfacing	01, 02, 03, 04, 05 / 06, 07	In Construction
2021 LMIG Resurfacing	02, 03, 04, 05 / 06, 07	In Construction
2022 LMIG Resurfacing	01, 02, 03, 04, 05 / 06, 07	Purchasing
Flat Shoals, Henderson, Salem Roads Sidewalks	01, 03, 05 / 06, 07	In Construction
A/E Services for Transportation (On-Call)	01, 02, 03, 04, 05 / 06, 07	Design Phase
2021 LMIG Pavement Marking Safety Upgrades	01, 03, 04, 05 / 06, 07	In Construction
A/E Services for Transportation (On-Call)	01, 02, 03, 04, 05 / 06, 07	Design Phase
Glenwood Road Sidewalk Ph. 3	03, 05 / 07	Design Phase
McAfee Road Sidewalk	03 / 07	In Construction
A/E Services for Transportation (On-Call)	01, 02, 03, 04, 05 / 06, 07	Design Phase
Old Castle Multi-Use Trail (S. River Trail Phase 7)	03 / 06	ROW Phase
Panthersville Road Bridge Repair	03 / 06	Design Phase
Rainbow Drive Bridge Repair	03 / 07	Design Phase
Cedar Grove Road Bridge Design-Build	03 / 06	Design Phase
A/E Services for Transportation (On-Call)	01, 02, 03, 04, 05 / 06, 07	Design Phase
Transportation Program Management	01, 02, 03, 04, 05 / 06, 07	Program Management
Fire Station No. 7	03 / 07	In Construction
Repair Fire Stations and Related Capital Equipment	01, 02, 03, 04, 05 / 06, 07	In Construction
Athletic Field Renovations at Exchange, Wade Walker, Midway and Shoal Creek Parks	03, 04 / 07	In Construction
Athletic Scoreboards at DeKalb County Athletic Fields	03, 04, 05 / 06, 07	Installation Complete
Athletic and Recreation Facilities Modernizations and Upgrades	03, 04, 05 / 06, 07	In Construction
Athletic and Recreation Facilities Pavilions, Shelters and Shade Structures Improvements	02, 03, 04, 05 / 06, 07	In Construction
Glen Emerald Dam and Trail Improvements	03 / 06	In Construction
NH Scott Park Pool Renovations and Upgrades	03 / 06	In Progress
Tennis Court and Basketball Court Resurfacing	02, 03 / 06, 07	In Construction
DeKalb County Libraries Restroom Renovations	01, 02, 03, 04, 05 / 06, 07	In Construction
General Administrative	01, 02, 03, 04, 05 / 06, 07	In Progress

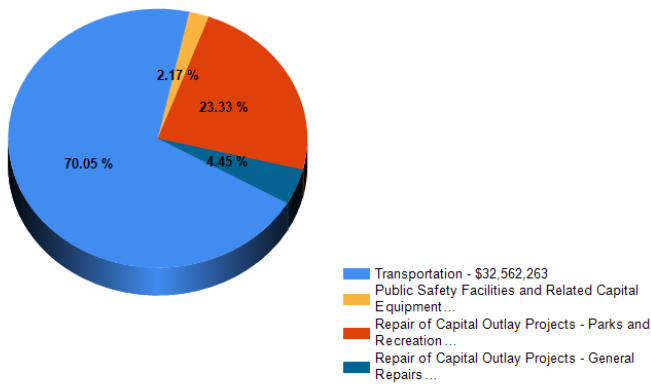


Planned District Projects	
Name	District(s) / Super
2023 LMIG Resurfacing	01, 02, 03, 04, 05 / 06, 07
South River Trail Extension Phase VI (Crestdale Circle to near Boulder Walk Drive)	03 / 06
Constitution Road Freight Corridor Operational and Safety Improvements - Phase 1	03 / 06
South River Trail Extension (Waldrop Rd to MLK HS) Study	03, 05 / 07
Pedestrian Improvements	01, 02, 03, 04, 05 / 06, 07
Commission District Transportation Projects	01, 02, 03, 04, 05 / 06, 07
Fire Station No. 16	03 / 07
Fire Station No. 28	03 / 07
Parks, Playgrounds and Recreational Areas (14 Parks)	01, 02, 03, 04, 05 / 06, 07
Resurfacing Trails and Paved Areas	01, 02, 03, 04, 05 / 06, 07

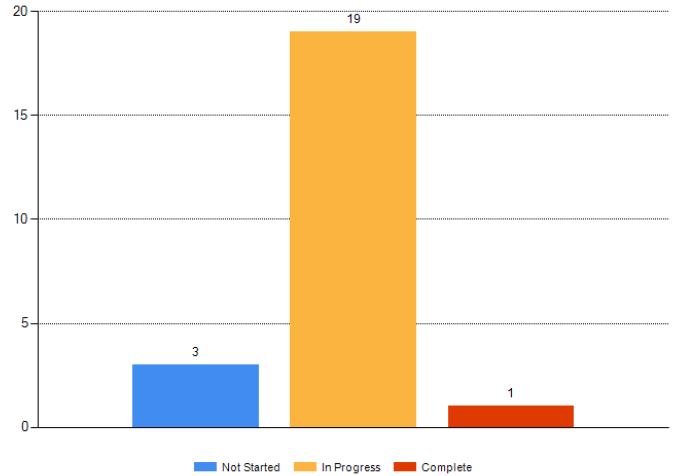
DISTRICT 4 STATUS

COMMISSIONER: STEVE BRADSHAW

District 4 Budget By Category



District 4 Active Project Status



Active District Projects

Name	District(s) / Super	Status
Phase Two SPLOST Resurfacing	01, 02, 03, 04, 05 / 06, 07	In Construction
2021 LMIG Resurfacing	02, 03, 04, 05 / 06, 07	In Construction
2022 LMIG Resurfacing	01, 02, 03, 04, 05 / 06, 07	Purchasing
Rockbridge Road from Allgood Rd to Rowland Rd	04 / 07	In Construction
A/E Services for Transportation (On-Call)	01, 02, 03, 04, 05 / 06, 07	Design Phase
North Druid Hills Road/Valley Brook Road Corridor Study	02, 04 / 06	In Progress
2021 LMIG Pavement Marking Safety Upgrades	01, 03, 04, 05 / 06, 07	In Construction
Redan Road Safety and Operations Improvements Study	04, 05 / 07	Not Started
Orion Drive Bridge Upgrade / Replacement	04 / 06	Design Phase
A/E Services for Transportation (On-Call)	01, 02, 03, 04, 05 / 06, 07	Design Phase
A/E Services for Transportation (On-Call)	01, 02, 03, 04, 05 / 06, 07	Design Phase
South Peachtree Creek Trail Feasibility Study	02, 04 / 06	Design Phase
A/E Services for Transportation (On-Call)	01, 02, 03, 04, 05 / 06, 07	Design Phase
Transportation Program Management	01, 02, 03, 04, 05 / 06, 07	Program Management
Repair Fire Stations and Related Capital Equipment	01, 02, 03, 04, 05 / 06, 07	In Construction
Athletic Field Renovations at Exchange, Wade Walker, Midway and Shoal Creek Parks	03, 04 / 07	In Construction
Athletic Scoreboards at DeKalb County Athletic Fields	03, 04, 05 / 06, 07	Installation Complete
Athletic and Recreation Facilities Modernizations and Upgrades	03, 04, 05 / 06, 07	In Construction
Athletic and Recreation Facilities Pavilions, Shelters and Shade Structures Improvements	02, 03, 04, 05 / 06, 07	In Construction
DeKalb County Libraries Restroom Renovations	01, 02, 03, 04, 05 / 06, 07	In Construction
General Administrative	01, 02, 03, 04, 05 / 06, 07	In Progress

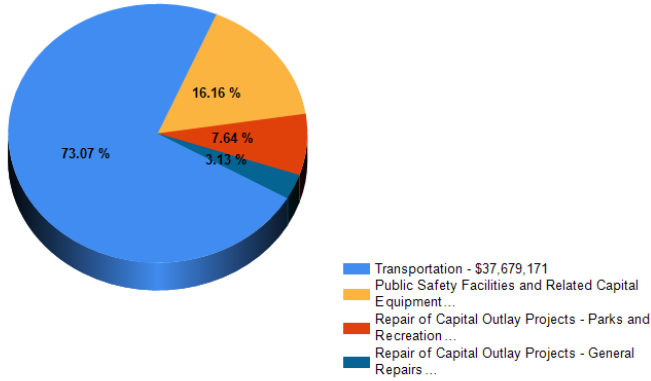
Planned District Projects

Name	District(s) / Super
2023 LMIG Resurfacing	01, 02, 03, 04, 05 / 06, 07
Pedestrian Improvements	01, 02, 03, 04, 05 / 06, 07
Commission District Transportation Projects	01, 02, 03, 04, 05 / 06, 07
Athletic Field Renovations at Hamilton and Redan Parks	04, 05 / 06, 07
Parks, Playgrounds and Recreational Areas (14 Parks)	01, 02, 03, 04, 05 / 06, 07
Resurfacing Trails and Paved Areas	01, 02, 03, 04, 05 / 06, 07

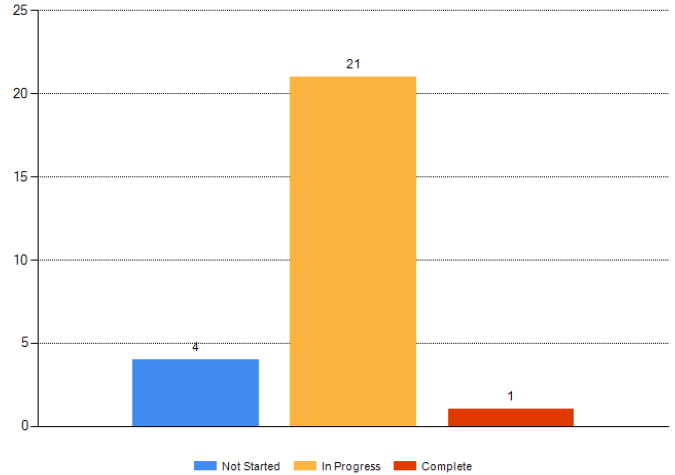
DISTRICT 5 STATUS

COMMISSIONER: MEREDA DAVIS JOHNSON

District 5 Budget By Category



District 5 Active Project Status



Active District Projects

Name	District(s) / Super	Status
Phase Two SPLOST Resurfacing	01, 02, 03, 04, 05 / 06, 07	In Construction
2021 LMIG Resurfacing	02, 03, 04, 05 / 06, 07	In Construction
2022 LMIG Resurfacing	01, 02, 03, 04, 05 / 06, 07	Purchasing
Flat Shoals, Henderson, Salem Roads Sidewalks	01, 03, 05 / 06, 07	In Construction
A/E Services for Transportation (On-Call)	01, 02, 03, 04, 05 / 06, 07	Design Phase
2021 LMIG Pavement Marking Safety Upgrades	01, 03, 04, 05 / 06, 07	In Construction
Panola Road Improvements	05 / 07	In Progress
Redan Road Safety and Operations Improvements Study	04, 05 / 07	Not Started
A/E Services for Transportation (On-Call)	01, 02, 03, 04, 05 / 06, 07	Design Phase
Glenwood Road Sidewalk Ph. 3	03, 05 / 07	Design Phase
A/E Services for Transportation (On-Call)	01, 02, 03, 04, 05 / 06, 07	Design Phase
A/E Services for Transportation (On-Call)	01, 02, 03, 04, 05 / 06, 07	Design Phase
Transportation Program Management	01, 02, 03, 04, 05 / 06, 07	Program Management
Repair Fire Stations and Related Capital Equipment	01, 02, 03, 04, 05 / 06, 07	In Construction
Bobby Burgess Evidence Storage Facility	05 / 07	Design Phase
Athletic Scoreboards at DeKalb County Athletic Fields	03, 04, 05 / 06, 07	Installation Complete
Athletic and Recreation Facilities Modernizations and Upgrades	03, 04, 05 / 06, 07	In Construction
Athletic and Recreation Facilities Pavilions, Shelters and Shade Structures Improvements	02, 03, 04, 05 / 06, 07	In Construction
DeKalb County Libraries Restroom Renovations	01, 02, 03, 04, 05 / 06, 07	In Construction
General Administrative	01, 02, 03, 04, 05 / 06, 07	In Progress

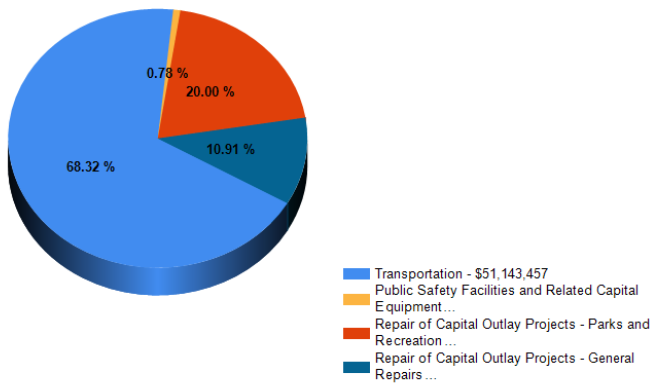
Planned District Projects

Name	District(s) / Super
2023 LMIG Resurfacing	01, 02, 03, 04, 05 / 06, 07
South River Trail Extension (Waldrop Rd to MLK HS) Study	03, 05 / 07
Pedestrian Improvements	01, 02, 03, 04, 05 / 06, 07
Commission District Transportation Projects	01, 02, 03, 04, 05 / 06, 07
Fire Station No. 27	05 / 07
Fire Station No. 14	05 / 07
Bobby Burgess Building A&E Needs Assessment	05 / 07
Athletic Field Renovations at Hamilton and Redan Parks	04, 05 / 06, 07
Parks, Playgrounds and Recreational Areas (14 Parks)	01, 02, 03, 04, 05 / 06, 07
Resurfacing Trails and Paved Areas	01, 02, 03, 04, 05 / 06, 07

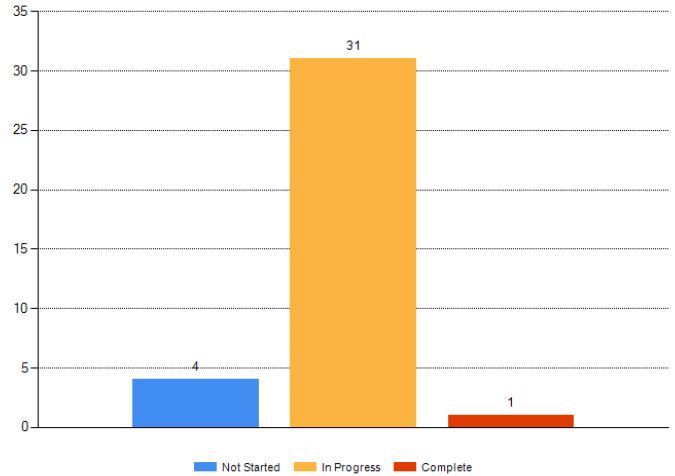
DISTRICT 6 STATUS

COMMISSIONER: EDWARD "TED" TERRY

District 6 Budget By Category



District 6 Active Project Status



Active District Projects

Name	District(s) / Super	Status
Phase Two SPLOST Resurfacing	01, 02, 03, 04, 05 / 06, 07	In Construction
2021 LMIG Resurfacing	02, 03, 04, 05 / 06, 07	In Construction
2022 LMIG Resurfacing	01, 02, 03, 04, 05 / 06, 07	Purchasing
Flat Shoals, Henderson, Salem Roads Sidewalks	01, 03, 05 / 06, 07	In Construction
A/E Services for Transportation (On-Call)	01, 02, 03, 04, 05 / 06, 07	Design Phase
North Druid Hills Road/Valley Brook Road Corridor Study	02, 04 / 06	In Progress
East Rock Springs Road Roundabout	02 / 06	ROW Phase
2021 LMIG Pavement Marking Safety Upgrades	01, 03, 04, 05 / 06, 07	In Construction
Orion Drive Bridge Upgrade / Replacement	04 / 06	Design Phase
A/E Services for Transportation (On-Call)	01, 02, 03, 04, 05 / 06, 07	Design Phase
A/E Services for Transportation (On-Call)	01, 02, 03, 04, 05 / 06, 07	Design Phase
North Decatur Road Improvements	02 / 06	In Construction
South Peachtree Creek Trail Feasibility Study	02, 04 / 06	Design Phase
Old Castle Multi-Use Trail (S. River Trail Phase 7)	03 / 06	ROW Phase
Panthersville Road Bridge Repair	03 / 06	Design Phase
Waldrop Road Bridge Repair	02 / 06	Design Phase
Cedar Grove Road Bridge Design-Build	03 / 06	Design Phase
A/E Services for Transportation (On-Call)	01, 02, 03, 04, 05 / 06, 07	Design Phase
Transportation Program Management	01, 02, 03, 04, 05 / 06, 07	Program Management
Repair Fire Stations and Related Capital Equipment	01, 02, 03, 04, 05 / 06, 07	In Construction
Athletic Scoreboards at DeKalb County Athletic Fields	03, 04, 05 / 06, 07	Installation Complete
Athletic and Recreation Facilities Modernizations and Upgrades	03, 04, 05 / 06, 07	In Construction
Athletic and Recreation Facilities Pavilions, Shelters and Shade Structures Improvements	02, 03, 04, 05 / 06, 07	In Construction
Glen Emerald Dam and Trail Improvements	03 / 06	In Construction
NH Scott Park Pool Renovations and Upgrades	03 / 06	In Progress
Tennis Court and Basketball Court Resurfacing	02, 03 / 06, 07	In Construction
Stream Bank Restoration / Drainage and Stormwater Improvements	02 / 06	In Progress
Repairs to Courthouse Parking Deck	02 / 06	Design Phase
DeKalb County Court Building - Security Improvements	02 / 06	Installation
DeKalb County Libraries Restroom Renovations	01, 02, 03, 04, 05 / 06, 07	In Construction
General Administrative	01, 02, 03, 04, 05 / 06, 07	In Progress



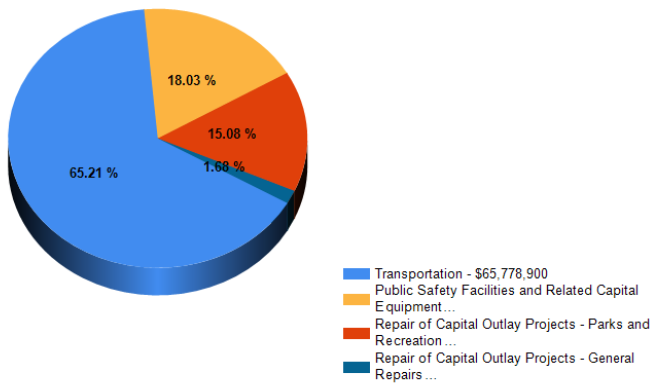
Planned District Projects

Name	District(s) / Super
2023 LMIG Resurfacing	01, 02, 03, 04, 05 / 06, 07
South River Trail Extension Phase VI (Crestdale Circle to near Boulder Walk Drive)	03 / 06
Constitution Road Freight Corridor Operational and Safety Improvements - Phase 1	03 / 06
North Druid Hills Road at CSX Railroad Bridge Replacement	02 / 06
Pedestrian Improvements	01, 02, 03, 04, 05 / 06, 07
Commission District Transportation Projects	01, 02, 03, 04, 05 / 06, 07
Athletic Field Renovations at Hamilton and Redan Parks	04, 05 / 06, 07
Parks, Playgrounds and Recreational Areas (14 Parks)	01, 02, 03, 04, 05 / 06, 07
Resurfacing Trails and Paved Areas	01, 02, 03, 04, 05 / 06, 07

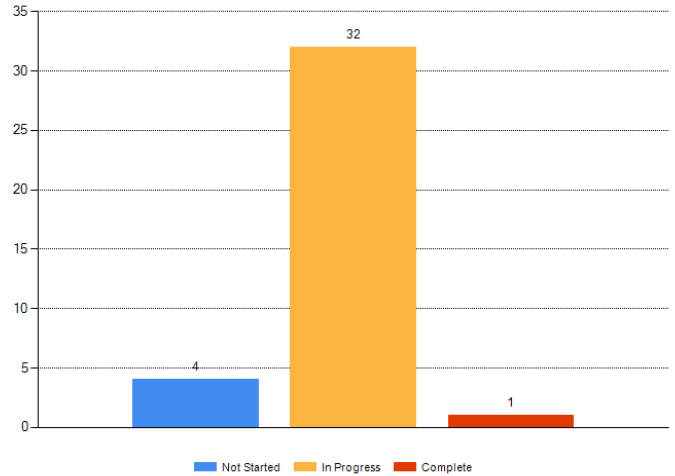
DISTRICT 7 STATUS

COMMISSIONER: LORRAINE COCHRAN-JOHNSON

District 7 Budget By Category



District 7 Active Project Status



Active District Projects

Name	District(s) / Super	Status
Phase Two SPLOST Resurfacing	01, 02, 03, 04, 05 / 06, 07	In Construction
2021 LMIG Resurfacing	02, 03, 04, 05 / 06, 07	In Construction
2022 LMIG Resurfacing	01, 02, 03, 04, 05 / 06, 07	Purchasing
Rockbridge Road from Allgood Rd to Rowland Rd	04 / 07	In Construction
Flat Shoals, Henderson, Salem Roads Sidewalks	01, 03, 05 / 06, 07	In Construction
A/E Services for Transportation (On-Call)	01, 02, 03, 04, 05 / 06, 07	Design Phase
2021 LMIG Pavement Marking Safety Upgrades	01, 03, 04, 05 / 06, 07	In Construction
Panola Road Improvements	05 / 07	In Progress
Redan Road Safety and Operations Improvements Study	04, 05 / 07	Not Started
A/E Services for Transportation (On-Call)	01, 02, 03, 04, 05 / 06, 07	Design Phase
Glenwood Road Sidewalk Ph. 3	03, 05 / 07	Design Phase
McAfee Road Sidewalk	03 / 07	In Construction
A/E Services for Transportation (On-Call)	01, 02, 03, 04, 05 / 06, 07	Design Phase
Presidential Drive Bridge Repair	01 / 07	Design Phase
Rainbow Drive Bridge Repair	03 / 07	Design Phase
A/E Services for Transportation (On-Call)	01, 02, 03, 04, 05 / 06, 07	Design Phase
Pleasantdale Road Pedestrian Crossing Improvements	01 / 07	In Construction
Transportation Program Management	01, 02, 03, 04, 05 / 06, 07	Program Management
Fire Station No. 7	03 / 07	In Construction
Repair Fire Stations and Related Capital Equipment	01, 02, 03, 04, 05 / 06, 07	In Construction
Bobby Burgess Evidence Storage Facility	05 / 07	Design Phase
Athletic Field Renovations at Exchange, Wade Walker, Midway and Shoal Creek Parks	03, 04 / 07	In Construction
Athletic Scoreboards at DeKalb County Athletic Fields	03, 04, 05 / 06, 07	Installation Complete
Athletic and Recreation Facilities Modernizations and Upgrades	03, 04, 05 / 06, 07	In Construction
Athletic and Recreation Facilities Pavilions, Shelters and Shade Structures Improvements	02, 03, 04, 05 / 06, 07	In Construction
Tennis Court and Basketball Court Resurfacing	02, 03 / 06, 07	In Construction
DeKalb County Libraries Restroom Renovations	01, 02, 03, 04, 05 / 06, 07	In Construction
General Administrative	01, 02, 03, 04, 05 / 06, 07	In Progress



Planned District Projects	
Name	District(s) / Super
2023 LMIG Resurfacing	01, 02, 03, 04, 05 / 06, 07
South River Trail Extension (Waldrop Rd to MLK HS) Study	03, 05 / 07
Pedestrian Improvements	01, 02, 03, 04, 05 / 06, 07
Commission District Transportation Projects	01, 02, 03, 04, 05 / 06, 07
Fire Station No. 27	05 / 07
Fire Station No. 16	03 / 07
Fire Station No. 14	05 / 07
Fire Station No. 28	03 / 07
Fire Station No. 5	01 / 07
Bobby Burgess Building A&E Needs Assessment	05 / 07
Athletic Field Renovations at Hamilton and Redan Parks	04, 05 / 06, 07
Parks, Playgrounds and Recreational Areas (14 Parks)	01, 02, 03, 04, 05 / 06, 07
Resurfacing Trails and Paved Areas	01, 02, 03, 04, 05 / 06, 07

PROJECT: 1A.3 PHASE TWO SPLOST RESURFACING

Program	2018-2024 SPLOST
Scope	This project will resurface approximately 50 miles of roads, including arterial routes, with ratings of 30 or higher. There are 25 miles of road in Area A and 25 miles of road in Area B. The total estimated cost is \$29.45M. All work under this project will occur in unincorporated areas of the county. The services to be provided are: lump sum price for traffic control; recycle asphalt concrete patching; mill asphalt concrete pavement to variable depth; recycle asphalt concrete 9.5mm; striping; adjustment of minor structures to grade.
Project Length	50.00 miles
District	01, 02, 03, 04, 05
Super District	06, 07
Construction	HEH Paving, Inc. (B) and E. R. Snell Contractor, Inc (A)

Summary

Category 1A provides for road resurfacing projects across DeKalb County.







Cost Status

Phase	Budget Authorized			Actual Budget Expended			Remaining Budget Authorized		
	SPLOST	Other	Total	SPLOST	Other	Total	SPLOST	Other	Total
Construction Costs	\$37,588,827		\$37,588,827	\$5,258,833		\$5,258,833	\$32,329,994		\$32,329,994
Total:	\$37,588,827	\$0	\$37,588,827	\$5,258,833	\$0	\$5,258,833	\$32,329,994	\$0	\$32,329,994

Schedule

Activity Name	Baseline Start	Forecast/ Actual Start	Variance	Baseline Finish	Forecast/ Actual Finish	Variance
Program Management	25-Feb-2020	25-Feb-2020		09-Sep-2020	09-Sep-2020	
Procurement	10-Sep-2020	10-Sep-2020		21-May-2021	02-May-2023	-711
Construction	18-Mar-2022	18-Mar-2022		17-Mar-2023	31-Dec-2024	-655

* Note: Scope and schedule reevaluated based on potential effects of pandemic on Sales Tax Revenues. Construction baseline updated to reflect contractor NTP for Area B. Baseline will be updated when a new contract for Area A is awarded.

	2020	2021	2022	2023	2024
Program Management					
Procurement					
Construction					

Activities Since Last Period

- Area B (HEH) construction continued.
- BOC approved contract award to ER Snell for Area A construction on March 14, 2023 (Agenda Item 2023-0228).
- Agenda Item 2023-0256 was approved by the BOC on March 14, 2023.

Schedule Milestones

Approve Revised PIP	09-Sep-2020
Invitation to Bid (Area A)	12-Apr-2021
Invitation to Bid (Area B)	12-Apr-2021
Bid Opening (Area B)	01-Jun-2021
Bid Opening (Area A)	01-Jun-2021
Cost Opening (Area A)	14-Jun-2021
Cost Opening (Area B)	14-Jun-2021
BOC Approval/Contract Award (Area B) (2021-2567)	14-Sep-2021
BOC Approval/Contract Award (Area A) (2021-2567)	14-Sep-2021
BOC Approval Contract Award Agenda Item Correction (Area A) (2021-3138)	26-Oct-2021



BOC Approval Contract Award Agenda Item Correction (Area B) (2021-3138)	26-Oct-2021
NTP (Area B)	18-Mar-2022
Start Construction - Phase Two SPLOST Road Resurfacing Project (Area B)	18-Mar-2022
BOC Rescind Contract Award (Area A) - (ER Snell) (2022-XXXX)	09-Aug-2022
BOC Approval CO#1 Funding (2022-2016)	27-Sep-2022
Invitation to Bid - Readvertise (Area A)	03-Oct-2022
Bid Opening - Readvertise (Area A)	04-Nov-2022
Cost Opening - Readvertise (Area A)	22-Nov-2022
BOC Approval CO #2 Funding and Time Extension (2023-0256)	14-Mar-2023
BOC Approval/Contract Award - Readvertise (Area A) (ER Snell) (2023-0228)	14-Mar-2023
NTP - Readvertise (Area A)	01-Jun-2023
Start Construction - Phase Two SPLOST Road Resurfacing Project (Area A)	01-Jun-2023
Construction Complete - Phase Two SPLOST Road Resurfacing Project (Area B)	15-Sep-2023
Construction Complete - Phase Two SPLOST Road Resurfacing Project (Area A)	31-Dec-2024
Substantial Completion	31-Dec-2024

Sub Projects					
Name	Length (miles)	District(s) / Super	Start	Finish	Comments
Phase Two SPLOST Resurfacing (A)	25.00	01, 02 / 06, 07	03-Apr-2023	31-Dec-2024	
Balmoral Dr	0.16	01 / 07			
Century Ct	0.11	01 / 07			
Cherokee Rd	0.29	01 / 07			
Chestnut Dr	0.31	01 / 07			
Evans Rd	1.52	01 / 07			
Gladney Dr	0.30	01 / 07			
Gladney Dr	0.31	01 / 07			
Henderson Mill Rd	2.82	01 / 07			
Holiday Pl	0.07	01 / 07			
Jamestown Ct	0.12	01 / 07			
Medinah Ct	0.18	01 / 07			
Ranchwood Dr	0.11	01 / 07			
Sidis Ct	0.11	01 / 07			
St Andrews Ct	0.13	01 / 07			
Terramar Ct	0.07	01 / 07			
Valley Bluff Dr	0.14	01 / 07			
Valley Bluff Way	0.13	01 / 07			
Asgard Ct	0.10	02 / 06			
Briar Park Ct	0.24	02 / 06			
Bristol Dr	0.20	02 / 06			
Cameron Ct	0.16	02 / 06			
Castleway Ln	0.76	02 / 07			
Clifton Rd	0.17	02 / 06			
Coralwood Dr	0.45	02 / 06			
Crockett Ct	0.15	02 / 06			
Dalewood Dr	0.19	02 / 06			
Deborah Dr	0.19	02 / 07			
Dogwood Ln	0.17	02 / 06			
Elon Way	0.16	02 / 06			
Fairwood Ln	0.20	02 / 06			
Frazier Park Dr	0.11	02 / 06			
Hawthorne Dr	0.95	02 / 06			
Heatherwood Dr	0.31	02 / 06			
Hermitage Pl	0.07	02 / 06			
Janes Ln	0.25	02 / 06			
Nalley Cir	0.38	02 / 06			
Nantahalla Ct	0.17	02 / 06			



Name	Length (miles)	District(s) / Super	Start	Finish	Comments
North Arcadia Ave	0.53	02 / 06			
North Ridgeway Rd	0.38	02 / 06			
Oxford Rd	0.87	02 / 06			
Princess Cir	0.22	02 / 06			
Reckle Rd	0.08	02 / 06			
Reindeer Dr	0.12	02 / 06			
Sanford Rd	0.37	02 / 06			
Schoel Dr	0.21	02 / 06			
Springbrook Ct	0.08	02 / 06			
Suzanne Dr	0.27	02 / 06			
The By Way	0.59	02 / 06			
Valhalla Dr.	0.10	02 / 06			
Vista Tr	0.52	02 / 06			
Vistamont Dr	0.34	02 / 06			
Willivee Dr	1.93	02 / 06			
Woodland Ave	0.22	02 / 06			
Woodland Hills Dr	0.46	02 / 06			
Zonolite Rd	0.45	02 / 06			
Phase Two SPLOST Resurfacing (B)	25.00	03, 04, 05 / 06, 07	27-Oct-2021	15-Sep-2023	
Bouldercrest Rd	2.59	03 / 06	01-Aug-2022	10-Nov-2022	
Bouldercrest Rd	0.51	03 / 06	18-Jul-2022	29-Jul-2022	
Canary Ct	0.34	03 / 07			
Clevemont Rd	1.09	03 / 07	13-Apr-2022	27-Apr-2022	
Clifton Church Rd	1.53	03 / 06	02-Jun-2022	15-Jul-2022	
Cobb Creek Dr	0.26	03 / 07			
Colleen Ct	0.14	03 / 07			
Dale Pl	0.15	03 / 07			
Ernest Prather Way	0.10	03 / 07			
Glen Rd	0.20	03 / 07			
Glenfair Rd	0.92	03 / 07			
Greenvale Way	0.25	03 / 07	08-Dec-2022	09-Dec-2022	
Habersham Dr	0.52	03 / 06			
Idle Creek Way	0.18	03 / 07	02-May-2022	03-May-2022	
Janjolin Way	0.17	03 / 06	11-Apr-2022	28-Apr-2022	
Kelley Chapel Rd	1.14	03 / 07	21-Nov-2022	08-Feb-2023	
Laurice Ct	0.11	03 / 06	11-May-2022	12-May-2022	
May Apple Ct	0.16	03 / 07			
Morgan Pl	0.12	03 / 07			
Natchez Tr	0.14	03 / 06	08-Apr-2022	12-Apr-2022	
Nichols Ln	0.28	03 / 07			
Oakridge Ct	0.33	03 / 06	18-May-2022	24-May-2022	
Rexford Dr	0.21	03 / 06	16-May-2022	17-May-2022	
Snapfinger Rd	0.33	03 / 07			
Stardust Tr	0.18	03 / 07			
Transport City Ct	0.09	03 / 06	28-Mar-2022	08-Apr-2022	
Transport City Dr	0.35	03 / 06	29-Mar-2022	08-Apr-2022	
Warren Rd	0.45	03 / 07	03-May-2022	11-May-2022	
West Side Pl	0.15	03 / 06	11-Jul-2022	15-Jul-2022	
Ashbury Ct	0.05	04 / 06			
Berry Hill Tr	0.12	04 / 06			
Briarbrook Ct	0.17	04 / 07			
Chapel St	0.30	04 / 06			
Creek Stone Ln	0.22	04 / 07			
Deleon Ct	0.45	04 / 06	20-Feb-2023	01-Mar-2023	
Doyal Mills Ct	0.20	04 / 06			
Durham Park Rd	0.63	04 / 07			
Field Mill Rd	0.17	04 / 07			



Name	Length (miles)	District(s) / Super	Start	Finish	Comments
Hearon Dr	0.14	04 / 07			
Heathrow Ct	0.18	04 / 07			
Indian Creek Way	0.57	04 / 06			
Jolly Ave South	0.42	04 / 06			
Laural Bend	0.10	04 / 07			
Meadow Rock Dr	0.37	04 / 07			
Melrose Dr	0.20	04 / 06	06-Mar-2023		
Mincey Rd	0.23	04 / 07			
Nantucket Cove	0.22	04 / 07			
Oakmont Dr	0.09	04 / 06	08-Mar-2023		
Ohm Ave	0.25	04 / 06			
Park Cir	0.07	04 / 07			
Patterson Ave	0.18	04 / 06			
Peggy Macmillan Dr	0.19	04 / 07			
Pineview Dr	0.37	04 / 06			
Ranger Rd	0.28	04 / 07			
Raven Springs Tr	0.26	04 / 07			
Ravines Dr	0.21	04 / 07			
Reed St	0.13	04 / 06			
Richardson St	0.13	04 / 07			
Rimrock Tr	0.23	04 / 07			
Rockbridge Heights Dr	0.49	04 / 06			
South Creek Ct	0.05	04 / 06			
South Shadygrove Ct	0.07	04 / 07			
Sparrow Ln	0.14	04 / 06	15-Feb-2023	16-Feb-2023	
Stonearch Dr	0.14	04 / 07			
Stonehedge Dr	0.60	04 / 07			
Village Square Ct	0.12	04 / 06			
Village Square Dr	0.46	04 / 06			
Warren Ave	0.54	04 / 06			
Watson Bay Ct	0.20	04 / 07			
West Ridge Ave	0.25	04 / 07			
West View Dr	0.07	04 / 07			
Winn Way	0.53	04 / 06			
Woodthrush Way	0.14	04 / 07			
Yuma Dr	0.16	04 / 06	07-Mar-2023		
Aldea Dr	0.45	05 / 07			
Colony East Cir	0.52	05 / 07			
Daisy Dr	0.26	05 / 07			
Fieldgreen Dr	1.31	05 / 07	13-Mar-2023		
Jackson Dr Towers	0.61	05 / 07			
Jakes Tr	0.33	05 / 07			
Jane Marie Ln	0.38	05 / 07			
McLain Ln	0.36	05 / 07			
Ocasta Ct	0.08	05 / 07			
Ruth Pl	0.18	05 / 07			
Tulip Dr	1.23	05 / 07			
Walnut Ridge Way	0.19	05 / 07			
Wesjay Ln	0.15	05 / 07			

PROJECT: 1A.10 2021 LMIG RESURFACING	
Program	2018-2024 SPLOST
Scope	This project addresses approximately 24.03 miles of roadways in the resurfacing backlog. Agenda Item 2020-1140. All work will occur in unincorporated areas of the county. Services will include 1) lump sum price for traffic control; 2) recycle asphalt concrete patching; 3) mill asphalt concrete pavement at variable depth; 4) recycle asphalt concrete 9.5mm; 5) striping; 6) adjustment of minor structures to grade.
Project Length	24.03 miles
District	02, 03, 04, 05
Super District	06, 07
Construction	HEH Paving, Inc.

Summary

Category 1A provides for road resurfacing projects across DeKalb County.

Cost Status

Phase	Budget Authorized			Actual Budget Expended			Remaining Budget Authorized		
	SPLOST	Other	Total	SPLOST	Other	Total	SPLOST	Other	Total
Construction Costs	\$11,041,777	\$3,861,331	\$14,903,108	\$582,609	\$253,689	\$836,298	\$10,459,168	\$3,607,642	\$14,066,810
Total:	\$11,041,777	\$3,861,331	\$14,903,108	\$582,609	\$253,689	\$836,298	\$10,459,168	\$3,607,642	\$14,066,810

Schedule

Activity Name	Baseline Start	Forecast/ Actual Start	Variance	Baseline Finish	Forecast/ Actual Finish	Variance
Procurement		04-Jan-2022			12-Oct-2022	
Construction		13-Oct-2022			12-Oct-2023	

	2022	2023	2024
Procurement	[Bar chart showing procurement activity in 2022]		
Construction	[Bar chart showing construction activity from 2022 to 2023]		

Activities Since Last Period

- 1 Construction continued.
- 2 Agenda Item 2023-0258 was approved by the BOC on March 14, 2023.

Schedule Milestones

BOC Approve Use of GDOT Funds 2021 LMIG Resurfacing (2020-1140)	10-Nov-2020
Invitation to Bid	07-Feb-2022
Bid Opening	10-Mar-2022
Approve PIP	13-Apr-2022
BOC Approval/Contract Award (2022-1586) (HEH Paving)	14-Jun-2022
NTP/Start Construction	13-Oct-2022
PO Received - 2021 LMIG Resurfacing	02-Nov-2022
BOC Approval CO #1 Funding and Time Extension (2023-0258)	14-Mar-2023
Substantial Completion	12-Oct-2023

Sub Projects

Name	Length (miles)	District(s) / Super	Start	Finish	Comments
2021 LMIG Resurfacing	24.03	02, 03, 04, 05 / 06, 07			
Barton Woods Rd	0.41	02 / 06			
Blackstone Dr	0.09	02 / 07	14-Feb-2023	16-Feb-2023	
Briarlake Cir	0.48	02 / 06			
East Clifton Rd	0.49	02 / 06			
Lively Ridge Rd	0.35	02 / 06			



Name	Length (miles)	District(s) / Super	Start	Finish	Comments
Silver Lace Ct	0.08	02 / 06			
Battle Forrest Dr	0.48	03 / 06			
Blue Grass Ln	0.57	03 / 07			
Brannen Rd	0.82	03 / 06			
Brownwood Ave	0.19	03 / 06			
Candler Parkway	0.08	03 / 06			
Carrington Dr	0.62	03 / 06			
Cecilia Dr	0.22	03 / 06			
Cedar Valley Pl	0.07	03 / 06			
Chapel Lake Dr	0.26	03 / 07			
Chapel Mill Way	0.28	03 / 07	16-Nov-2022	02-Dec-2022	
Chase Ct	0.13	03 / 07	09-Jan-2023	13-Feb-2023	
Chateauguay Dr	0.26	03 / 07			
Clifton Downs Dr	0.26	03 / 06			
Conway Rd	0.36	03 / 06			
Corner Shoals Dr	0.33	03 / 06			
Flat Shoals Rd	3.56	03 / 06			
Hermosa Dr	0.35	03 / 06			
Hilburn Dr	0.20	03 / 06			
Kelly Lake Dr	0.42	03 / 06			
Kingsbrooke Way	0.27	03 / 07			
Kirkwood Ct	0.06	03 / 07			
Landgraf Close	0.26	03 / 06			
Leafwood Way	0.06	03 / 06			
Lehigh Blvd	0.44	03 / 07			
Lincolndale Dr	0.34	03 / 07			
Linecrest Tr	0.22	03 / 07			
Lloyd Rd	0.41	03 / 06			
Mcgill Dr	0.35	03 / 07			
Newgate Dr	0.60	03 / 07			
River Mill Ct	0.18	03 / 06			
Riverchase Cir	0.07	03 / 07			
Riverside Causeway	0.26	03 / 06			
Rockhaven Cir	0.12	03 / 07			
Seabass Rd	0.17	03 / 06			
Shane Tr	0.14	03 / 07			
Snapfinger Ct	0.12	03 / 07	13-Dec-2022	13-Dec-2022	
West Caribaea Tr	0.31	03 / 06			
White Castle Ct	0.09	03 / 07			
Woodfen Ct	0.12	03 / 06			
Abingdon Ct	0.22	04 / 06			
Banner Elk Dr	0.32	04 / 07			
Barbashela Cir	0.26	04 / 07			
Barbashela Way	0.07	04 / 07			
Brookspring Way	0.09	04 / 07			
Camden Ct	0.06	04 / 06	14-Feb-2023	16-Feb-2023	
Candlewood Ln	0.23	04 / 07			
Central Dr	0.51	04 / 06	08-Mar-2023		
Creek Station Ln	0.22	04 / 06			
Creekdale Dr	0.68	04 / 06	22-Feb-2023	01-Mar-2023	
Deshon Creek Dr	0.49	04 / 07			
Harbor Pointe Dr	0.45	04 / 07			
Lakewater View Dr	0.34	04 / 07			
Lancashire Cir	0.31	04 / 07			
Larch Ln	0.11	04 / 06	13-Feb-2023	14-Feb-2023	
Longmeadow Dr	0.17	04 / 06			
Shore Rd	0.28	04 / 07			



Name	Length (miles)	District(s) / Super	Start	Finish	Comments
Springwood Ln	0.07	04 / 07			
Asbury Manor Dr	0.23	05 / 07			
Briarbend Trace	0.17	05 / 07			
Conyers St	0.20	05 / 07			
Cornwall Rd	0.52	05 / 07			
Dogwood Pl	0.16	05 / 07	14-Nov-2022	14-Nov-2022	
Fairfield Estates Dr	0.28	05 / 07			
Glenhaven Cir	0.59	05 / 07			
Langdon Dr	0.30	05 / 07			
Mannbrook Dr	0.48	05 / 07			
Shannondale Ln	0.27	05 / 07			

PROJECT: 1A.11 2022 LMIG RESURFACING

Program	2018-2024 SPLOST
Scope	This project addresses approximately 27.94 miles of roadways in the resurfacing backlog. Agenda Item 2021-3348. All work will occur in unincorporated areas of the county. Services will include 1) lump sum price for traffic control; 2) recycle asphalt concrete patching; 3) mill asphalt concrete pavement at variable depth; 4) recycle asphalt concrete 9.5mm; 5) striping; 6) adjustment of minor structures to grade.
Project Length	27.94 miles
District	01, 02, 03, 04, 05
Super District	06, 07
Construction	C.W. Matthews Contracting Co., Inc

Summary



Category 1A provides for road resurfacing projects across DeKalb County.

Cost Status

Phase	Budget Authorized			Actual Budget Expended			Remaining Budget Authorized		
	SPLOST	Other	Total	SPLOST	Other	Total	SPLOST	Other	Total
Construction Costs	\$19,764,564	\$4,007,456	\$23,772,020				\$19,764,564	\$4,007,456	\$23,772,020
Total:	\$19,764,564	\$4,007,456	\$23,772,020	\$0	\$0	\$0	\$19,764,564	\$4,007,456	\$23,772,020

Schedule

Activity Name	Baseline Start	Forecast/ Actual Start	Variance	Baseline Finish	Forecast/ Actual Finish	Variance
Procurement		03-Jul-2022			02-May-2023	
Construction		07-Mar-2023			07-Mar-2024	

	2022	2023	2024
Procurement			
Construction			

Activities Since Last Period

- The kickoff meeting was held on March 7, 2023.

Schedule Milestones

BOC Committee Approve Use of GDOT Fund 2022 LMIG Resurfacing (2021-3348)	16-Nov-2021
BOC Approve Request of GDOT Funds 2022 LMIG Resurfacing (2021-3348)	14-Dec-2021
Invitation to Bid	04-Jul-2022
Bid Opening	11-Aug-2022
Approve PIP	19-Sep-2022
BOC Approval/Contract Award (2022-2373) (C.W. Matthews)	13-Dec-2022
NTP/Start Construction	07-Mar-2023
Substantial Completion	07-Mar-2024

Sub Projects

Name	Length (miles)	District(s) / Super	Start	Finish	Comments
2022 LMIG Resurfacing	27.94	01, 02, 03, 04, 05 / 06, 07			
Belaire Cir	0.84	01 / 07			
Hanover Ct	0.08	01 / 07			
Thornridge Way	0.09	01 / 07			
Wembley Forest Way	0.27	01 / 07			
Woodland Park Dr	0.28	01 / 07			
Anastasia Cove	0.04	02 / 06			



Name	Length (miles)	District(s) / Super	Start	Finish	Comments
Anderson Pl	0.24	02 / 07			
Arrowhead Tr	0.31	02 / 06			
Branch Bend Rd	0.07	02 / 06			
Christmas Ln	0.57	02 / 06			
Eastway Rd	0.43	02 / 06			
Empire Rd	0.25	02 / 06			
Flair Knoll Ct	0.15	02 / 06			
Forest Green Dr	0.21	02 / 06			
Grand Prix Ct	0.09	02 / 07			
Hawaii Ct	0.31	02 / 06			
High Haven Ct	0.29	02 / 06			
Knob Hill Ct	0.10	02 / 06			
Lachona Ct	0.23	02 / 06			
Milledge Pl	0.10	02 / 06			
North Decatur Rd	0.45	02 / 06			
Oak Grove Estates	0.16	02 / 06			
Oak Grove Hollow	0.06	02 / 06			
Pensdale Rd	0.27	02 / 06			
Rue De Montreal	0.06	02 / 07			
Wendan Dr	0.36	02 / 06			
Acelia Ct	0.15	03 / 06			
Amber Way	0.19	03 / 06			
Bluffton Ct	0.07	03 / 07			
Bradmoor Ct	0.09	03 / 06			
Briarleaf Dr	0.17	03 / 07	20-Mar-2023	05-Apr-2023	
Bryant Dr	0.06	03 / 07			
Butternut Dr	0.13	03 / 07	16-Mar-2023		
Castellan Dr	0.11	03 / 06			
Castle Keep Way	0.35	03 / 06			
Cedar Commons Way	0.15	03 / 06			
Charlesgate Ave	0.10	03 / 06			
Daniel Ave	0.15	03 / 07			
Daws Ave	0.02	03 / 07			
Elko Way	0.03	03 / 07			
Emerald Lake Ct	0.07	03 / 07			
Enterprise Ct	0.20	03 / 06			
Farm Land Ct	0.16	03 / 07	22-Mar-2023	06-Apr-2023	
Freda Ct	0.09	03 / 07	15-Mar-2023	23-Mar-2023	
Glynn Dr	0.34	03 / 06			
Green Forrest Dr	0.13	03 / 07			
Greenstone Ct	0.11	03 / 07			
Hancock Dr	0.12	03 / 07	29-Mar-2023		
Hancock View 1	0.10	03 / 07	28-Mar-2023		
Hancock View 2	0.06	03 / 07	27-Mar-2023		
Julian St	0.10	03 / 07			
Milscott Dr	0.29	03 / 06			
Pine Branch Ct	0.08	03 / 06			
Preston Park Ct	0.10	03 / 06			
Preston Park Pl	0.12	03 / 06			
Rainbow Pkwy	0.16	03 / 07	14-Mar-2023	30-Mar-2023	
River Mist Cove	0.13	03 / 06			
Spring Point	0.06	03 / 07	29-Mar-2023		
Warren Rd	0.26	03 / 07			
Yellow Finch Trail	0.11	03 / 06			
Aberdeen Ln	0.48	04 / 07			
Allgood Ct	0.17	04 / 07			
Alpine Hills Dr	0.12	04 / 06			



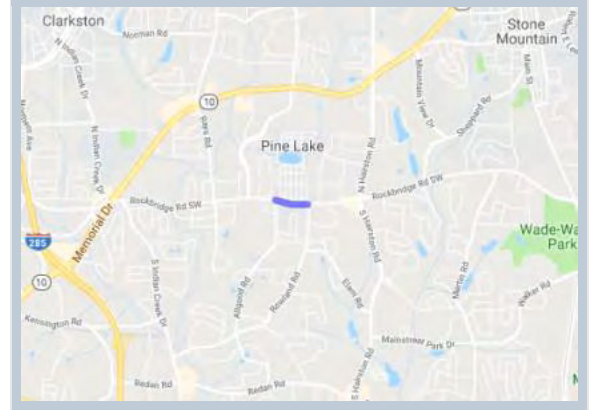
Name	Length (miles)	District(s) / Super	Start	Finish	Comments
Arbor Ridge Dr	0.19	04 / 07			
Arbor Tr	0.06	04 / 07			
Briers Pl	0.09	04 / 07			
Cedar Forest Ct	0.13	04 / 06			
Celtic Cir	0.30	04 / 06			
Crestwood Ct	0.13	04 / 07			
Cross Creek Pt	0.11	04 / 07			
Derbyshire Dr	0.37	04 / 07			
Drake Ave	0.26	04 / 07			
Edmonton Ct	0.24	04 / 07			
Erie Cir	0.18	04 / 07			
Ferentz Trace	0.02	04 / 06			
Forest Heights Rd	0.25	04 / 06			
Fountainhead Ct	0.07	04 / 07			
Hairston Way	0.26	04 / 07			
Hemingway Rd	0.38	04 / 07			
Hughes Trace	0.09	04 / 06			
Hunters Glen Dr	0.23	04 / 07			
Ivy Ct	0.08	04 / 06			
Kingsbury Ln	0.05	04 / 07			
Kinnick St	0.02	04 / 06			
Langston Trace	0.11	04 / 06			
McCart Cove	0.10	04 / 06			
Mountain Park Tr	0.46	04 / 07			
Oaks Pl	0.11	04 / 07			
Old Friar Tuck Ln	0.15	04 / 07			
Omalley Ln	0.48	04 / 07			
Ormond Ct	0.06	04 / 07			
Pace Ave	0.03	04 / 06			
Pine Roc Dr	0.56	04 / 07			
Robinwood Rd	0.24	04 / 06			
Rock Gap Dr	0.05	04 / 07			
Rock Meadow Dr	0.36	04 / 06			
Rockbridge Ct	0.08	04 / 07			
Roundelay Way	0.16	04 / 07			
Southland Dr	0.22	04 / 07			
Southland Forest Way	0.35	04 / 07			
Stonebridge Ct	0.14	04 / 07			
Stonehaven Dr	1.22	04 / 07			
Thunderbird Tr	0.26	04 / 06			
Walker Dr	0.48	04 / 06			
Whitman Ct	0.05	04 / 06			
Williams St	0.07	04 / 06			
Woodsong Ln	0.15	04 / 07			
Youngstown Cir 1	0.09	04 / 06			
Youngstown Cir 2	0.08	04 / 06			
Albans Cir	0.18	05 / 07			
Albans Ct	0.07	05 / 07			
Briarbend Ct	0.24	05 / 07			
Calico Ct	0.07	05 / 07			
Cedar Green	0.08	05 / 07			
Chedworth Way	0.25	05 / 07			
Cherokee Valley Way	0.06	05 / 07			
Chickadee Ln	0.26	05 / 07			
Christi Dr	0.06	05 / 07			
Christine Ct	0.18	05 / 07			
Cook Pl	0.12	05 / 07			



Name	Length (miles)	District(s) / Super	Start	Finish	Comments
Corduroy Ct	0.10	05 / 07			
Dustin Ct	0.10	05 / 07			
Edenfield Ct	0.11	05 / 07			
Evangeline Rd	0.41	05 / 07			
Freedom Valley	0.19	05 / 07			
Glenhaven Dr	0.70	05 / 07			
Glenwood Pkwy	0.27	05 / 07			
Gregory Rd	0.17	05 / 07			
June Dr	0.33	05 / 07			
Lown Farm Ct	0.06	05 / 07			
Maddox Rd	1.22	05 / 07			
Redwing Cir	0.41	05 / 07			
Saine Rd (Stacy Dr?)	0.17	05 / 07			
Teakwood Tr	0.40	05 / 07			
Thrush Cir	0.05	05 / 07			
Treymire Ct	0.24	05 / 07			
West Scarbrough Trail	0.13	05 / 07			
Winmire Ln	0.05	05 / 07			
Yellow Hammer Ct	0.05	05 / 07			

PROJECT: 1B.1 ROCKBRIDGE ROAD FROM ALLGOOD RD TO ROWLAND RD

Program	2018-2024 SPLOST
Scope	Provide utility relocation of overhead power lines for the construction of improvements at Rockbridge Road (Georgia Power). Retrofit storm water pond drains along Rockbridge Road (A&S Paving). Perform streetscape construction to add six bike lanes and a continuous center turn lane to Rockbridge Road from Allgood Road to Rowland Road (approximately 0.3 miles long). Add six-foot wide sidewalks along the south side of the road. Add new water mains along Rockbridge Road. Mill and resurface the entire road within the project limits (ER Snell).
District	04
Super District	07
Construction	ER Snell (Streetscape); A&S Paving (Storm Water Pond Retrofit)
Vendor	Georgia Power (Utilities)



Summary

Utility Relocation: The BOC approved agenda item 2018-2622 authorizing the payment of up to \$377,879 (\$75,575.80 from SPLOST) to Georgia Power for relocation of overhead power lines for the construction of improvements to Rockbridge Road from Allgood Road to Rowland Road. Retrofit Storm water Pond Drains: The BOC approved agenda item 2019-4155 in September 2019 allocating \$175,000 of SPLOST funds to perform the work. Streetscape: GDOT approval was received late June 2019 for ER Snell to perform construction. NTP received January 8, 2020.

Cost Status

Phase	Budget Authorized			Actual Budget Expended			Remaining Budget Authorized		
	SPLOST	Other	Total	SPLOST	Other	Total	SPLOST	Other	Total
Utilities	\$75,576		\$75,576	\$75,576		\$75,576	\$0		\$0
Construction Costs	\$1,203,431	\$2,919,082	\$4,122,513	\$322,471	\$1,816,346	\$2,138,817	\$880,960	\$1,102,736	\$1,983,696
Total:	\$1,279,007	\$2,919,082	\$4,198,089	\$398,047	\$1,816,346	\$2,214,393	\$880,960	\$1,102,736	\$1,983,696

Schedule

Activity Name	Baseline Start	Forecast/ Actual Start	Variance	Baseline Finish	Forecast/ Actual Finish	Variance
Program Management	19-Aug-2019	19-Aug-2019		19-Aug-2019	19-Aug-2019	
Procurement	11-Sep-2019	11-Sep-2019		07-Jan-2020	07-Jan-2020	
Construction	08-Feb-2020	08-Jan-2020	31	30-Jun-2023	30-Jun-2023	

* Note: The construction completion baseline date was updated due to a contract time extension approved by the BOC.

	2019	2020	2021	2022	2023
Program Management					
Procurement					
Construction					

Activities Since Last Period

- Construction continued.

Schedule Milestones

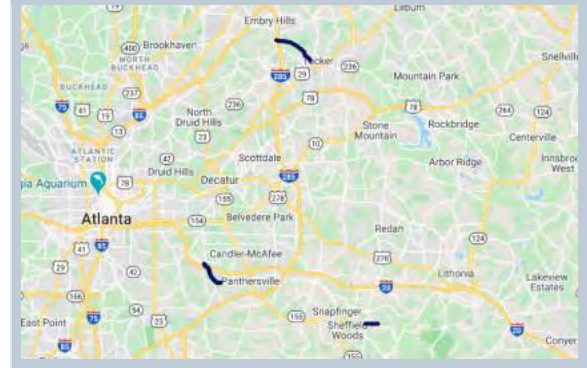
BOC Committee Approve Utility Work (20% Match) GPC Relocation of Overhead Lines (2018-2622)	18-Sep-2018
BOC Approve Utility Work (20% Match) GPC Relocation of Overhead Lines (2018-2622)	25-Sep-2018

GDOT Approval Rockbridge Road Streetscape Construction	28-Jun-2019
BOC Approve Rockbridge Road Streetscape Construction (2019-3833)	23-Jul-2019
Program Management Prepare/Approve Project Initiation Plan	19-Aug-2019
BOC Committee Approve Construction Stormwater Pond Retrofit (2019-4155)	20-Aug-2019
BOC Approve Construction Stormwater Pond Retrofit (2019-4155)	10-Sep-2019
NTP/Start Construction - Rockbridge Road Streetscape	08-Jan-2020
NTP/Start Construction - Utility Work	02-Sep-2020
Substantial Completion - Stormwater Pond Retrofit	01-Oct-2020
BOC Approve CO #1 Request- Increase Contract Funds and Time Extension (2021-2059)	09-Mar-2021
CO #1 Revised Substantial Completion - Rockbridge Road Streetscape	30-Jun-2021
BOC Approve CO #1 Contract Term Extension (2021-3219)	09-Nov-2021
BOC Approve CO #3 Increase Contract Funds and Time Extension (2022-1132)	08-Mar-2022
CO #2 Revised Substantial Completion - Rockbridge Road Streetscape Construction	30-Jun-2022
BOC Approve CO #4 and CO#5 Funding (2022-2162)	27-Sep-2022
BOC Approve CO #6 Increase Contract Funds and Time Extension (2022-2217)	08-Nov-2022
BOC Approve Street Lighting Funding (Georgia Power) (2022-2481)	13-Dec-2022
CO #3 Revised Substantial Completion and Increase Contract Funds - Rockbridge Rd Streetscape Construction	31-Dec-2022
Substantial Completion - Utility Work	01-Apr-2023
CO #6 Revised Substantial Completion and Increase Contract Funds - Rockbridge Rd Streetscape Construction	30-Jun-2023

Sub Projects			
Name	District(s) / Super	Status	Comments
Utility Work on Rockbridge Rd 20% Match	04 / 07	In Construction	GPC to relocate overhead powerline in mid 2020. Utility work began September 2, 2020.
Rockbridge Road Stormwater Pond Retrofit	04 / 07	Project Complete	BOC approved September 10, 2019. A&S Paving performed the work. Completed in October 2020.
Rockbridge Road Streetscape	04 / 07	In Construction	BOC approved July 23, 2019. ER Snell received NTP January 8, 2020.

PROJECT: 1B.2 FLAT SHOALS, HENDERSON, SALEM ROADS SIDEWALKS

Program	2018-2024 SPLOST
Scope	This project constructs 5-foot sidewalks with 2-foot grass strips, along with curb and gutter to fill in the voids between the existing segments of sidewalk to provide connectivity along Flat Shoals Road from the intersection of Second Avenue to just past Whites Mill Road, Henderson Road, from the intersection of Henderson Mill Road to the intersection of La Vista Road, and at Salem Road from the intersection of Panola Road to Fannin Drive. In addition, this project includes timber boardwalk and a pedestrian bridge along Henderson Road. The projects have a total gross length of 3.81 miles.
Project Length	3.81 miles
District	01, 03, 05
Super District	06, 07
Vendor	Precision 2000, Inc.



Summary

Category 1B provides SPLOST funding for transportation projects. These projects also utilize federal and state matching funds.

Cost Status

Phase	Budget Authorized			Actual Budget Expended			Remaining Budget Authorized		
	SPLOST	Other	Total	SPLOST	Other	Total	SPLOST	Other	Total
Construction Costs	\$3,208,257	\$4,276,145	\$7,484,403	\$1,573,475	\$3,966,773	\$5,540,248	\$1,634,782	\$309,373	\$1,944,155
Total:	\$3,208,257	\$4,276,145	\$7,484,403	\$1,573,475	\$3,966,773	\$5,540,248	\$1,634,782	\$309,373	\$1,944,155

Schedule

Activity Name	Baseline Start	Forecast/ Actual Start	Variance	Baseline Finish	Forecast/ Actual Finish	Variance
Program Management	01-May-2019	01-May-2019		07-May-2019	07-May-2019	
Procurement	08-May-2019	08-May-2019		29-Jul-2019	29-Jul-2019	
Construction	30-Jul-2019	30-Jul-2019		31-Dec-2023	31-Dec-2023	

* Note: The Baseline Completion was updated to reflect BOC approved time extension.

	2019	2020	2021	2022	2023
Program Management					
Procurement	█				
Construction		█	█	█	█

Activities Since Last Period

- Construction continued.
- The BOC approved Agenda Item 2023-0128 on March 14, 2023.

Schedule Milestones

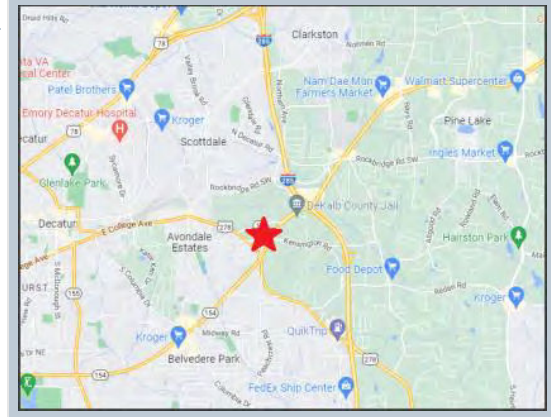
Complete - Field Evaluation and Conceptual Cost Estimates - Flat Shoals, Henderson & Salem Sidewalks	28-Feb-2019
BOC Approve Construction (2019-3205)	09-Apr-2019
Approve PIP Construction	07-May-2019



Notice to Proceed	30-Jul-2019
Start Construction	19-Aug-2019
BOC Approve Change Order #1 Request to utilize HOST funds (2020-0028)	11-Feb-2020
BOC Approve Change Order #2 Request for Flat Shoals Retaining Wall (2020-0793)	11-Aug-2020
Change Order #3 Issued - Request for Time Extension (no BOC approval needed)	23-Nov-2020
BOC Approve Change Order #4 (BOC#3) for Time Extension (2020-2215)	09-Mar-2021
Contract Time Expiration - Contractor's 180 day Time Extension	27-Jul-2021
BOC Approve Change Order #5 (BOC#4) for Time Extension Henderson (2021-3307)	14-Dec-2021
BOC Approve Change Order #6 & #7 (BOC #5) for Time Extension and Cost Henderson (2022-1615)	14-Jun-2022
BOC Approve Change Order #8 (BOC #6) for Time Extension (2022-2380)	13-Dec-2022
BOC Approve Change Order #9 (BOC #7) for Time Extension and Cost Henderson (2023-0128)	14-Mar-2023
CO #9 (BOC #7) Revised Substantial Completion - Flat Shoals, Henderson, & Salem Sidewalks	31-Dec-2023

PROJECT: 1B.4 A/E SERVICES FOR TRANSPORTATION (ON-CALL)

Program	2018-2024 SPLOST
Scope	Consists of providing professional engineering services for the design and construction of various projects including, but not limited to: intersections, sidewalks, and roadway improvements; streetscapes, localized drainage projects, traffic signalization projects, bridge replacements, infrastructure improvements and related projects. The Kensington Trail Phase I Concept design scope includes concept development, Environmental Resource Surveys and Mapping Preparation for a shared-use path along Memorial Drive, Mountain Drive, Covington Highway and Kensington Road surrounding the Kensington Marta Station as well as road diets for Mountain Drive and Kensington Road. GDOT will provide funding for the right-of-way and construction phases of this project.
District	01, 02, 03, 04, 05
Super District	06, 07
Design	Vanasse Hangen Brustlin, Inc.



Summary

Category 1B provides SPLOST funding for transportation projects. These projects also utilize federal and state matching funds.

Cost Status

Phase	Budget Authorized			Actual Budget Expended			Remaining Budget Authorized		
	SPLOST	Other	Total	SPLOST	Other	Total	SPLOST	Other	Total
PE\Design	\$1,105,200		\$1,105,200	\$179,065		\$179,065	\$926,136		\$926,136
Total:	\$1,105,200	\$0	\$1,105,200	\$179,065	\$0	\$179,065	\$926,136	\$0	\$926,136

Schedule

Activity Name	Baseline Start	Forecast/ Actual Start	Variance	Baseline Finish	Forecast/ Actual Finish	Variance
Program Management		27-Aug-2020			03-Sep-2020	
PE\Design		06-Jun-2022			01-Sep-2023	

	2020	2021	2022	2023
Program Management				
PE\Design				

Activities Since Last Period

1 Concept development of the Kensington Trail Phase 1 project continues.

Schedule Milestones

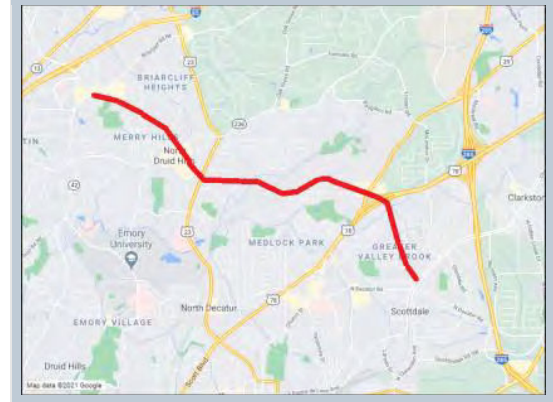
Approve PIP	03-Sep-2020
BOC Approval of A/E Contractors (2020-0915)	08-Dec-2020
Start Design - A/E Services	06-Jun-2022
Start Design - Kensington Trail Phase 1 - Concept Design	06-Jun-2022
Design Complete - A/E Services	01-Sep-2023
Design Complete - Kensington Trail Phase 1 - Concept Design	01-Sep-2023

Sub Projects

Name	District(s) / Super	Status	Comments
1B.4.1 Kensington Trail Phase 1 - Concept Design	03, 04, 05 / 06, 07	Design Phase	

PROJECT: 1B.5 NORTH DRUID HILLS ROAD/VALLEY BROOK ROAD CORRIDOR STUDY

Program	2018-2024 SPLOST
Scope	North Druid Hills Road was identified as a corridor in need of operational and multimodal improvements in the 2014 DeKalb County Transportation Plan. The North Druid Hills/Valley Brook Road Concept Study will begin at Briarcliff Road (SR 42) and extend Southeast to East Ponce De Leon Avenue. The purpose of this study is to develop viable, multimodal, and cost-effective mobility solutions and to study the feasibility of short- and long-range alternatives in improving the efficiency, operations, and safety of the corridor. Project deliverables will include an implementation plan for recommended improvements and a GDOT concept report. The concept report will assist in seeking additional state and federal funding. Study includes \$320,000 from the Atlanta Regional Commission and \$125,000 in SPLOST funding.
District	02, 04
Super District	06
Design	KCI Technology, Inc.



Summary

The purpose of this study is to develop viable, multimodal, and cost-effective mobility solutions and to study the feasibility of short- and long-range alternatives in improving the efficiency, operations, and safety of the North Druid Hills/Valley Brook Road Corridor.

Cost Status

Phase	Budget Authorized			Actual Budget Expended			Remaining Budget Authorized		
	SPLOST	Other	Total	SPLOST	Other	Total	SPLOST	Other	Total
PE\Design	\$154,000	\$320,000	\$474,000				\$154,000	\$320,000	\$474,000
Total:	\$154,000	\$320,000	\$474,000	\$0	\$0	\$0	\$154,000	\$320,000	\$474,000

Schedule

Activity Name	Baseline Start	Forecast/ Actual Start	Variance	Baseline Finish	Forecast/ Actual Finish	Variance
Program Management		01-Dec-2020			04-Dec-2020	
PE\Design		14-Dec-2022			31-Dec-2023	

	2020	2021	2022	2023
Program Management				
PE\Design				

Activities Since Last Period

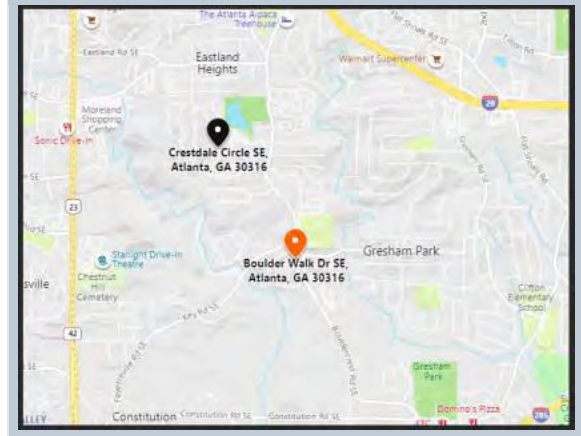
1 The corridor study is underway.

Schedule Milestones

Approve PIP	04-Dec-2020
BOC Approve Corridor Study (2020-1522)	15-Dec-2020
BOC Approval/ Contract Award for Study Funding (2022-2468) (KCI Technology)	13-Dec-2022
Start Study	14-Dec-2022
Study Complete	31-Dec-2023

PROJECT: 1B.6 SOUTH RIVER TRAIL EXTENSION PHASE VI (CRESTDALE CIRCLE TO NEAR BOULDER WALK DRIVE)

Program	2018-2024 SPLOST
Scope	This project is a multi-use trail that extends .75 miles from Crestdale Circle to near Boulder Walk Drive as part of the South River Trail network of multi-use trails in DeKalb County. This project is an extension of the SPLOST funded Old Castle Multi-Use Trail (Custer Avenue to Crestdale Circle). The Georgia Department of Transportation will fund \$640,000.00 of this project with a \$160,000.00 in local matching funds from SPLOST proceeds.
Project Length	0.74 miles
District	03
Super District	06



Summary

Category 1B provides SPLOST funding for transportation projects. These projects also utilize federal and state matching funds.

Cost Status

Phase	Budget Authorized			Actual Budget Expended			Remaining Budget Authorized		
	SPLOST	Other	Total	SPLOST	Other	Total	SPLOST	Other	Total
PE\Design	\$160,000	\$640,000	\$800,000				\$160,000	\$640,000	\$800,000
Total:	\$160,000	\$640,000	\$800,000	\$0	\$0	\$0	\$160,000	\$640,000	\$800,000

Schedule

Activity Name	Baseline Start	Forecast/ Actual Start	Variance	Baseline Finish	Forecast/ Actual Finish	Variance
Program Management		03-Apr-2023			06-Apr-2023	
PE\Design		14-Jul-2023			14-Jun-2024	

	2023	2024	2025
Program Management			
PE\Design			

Activities Since Last Period

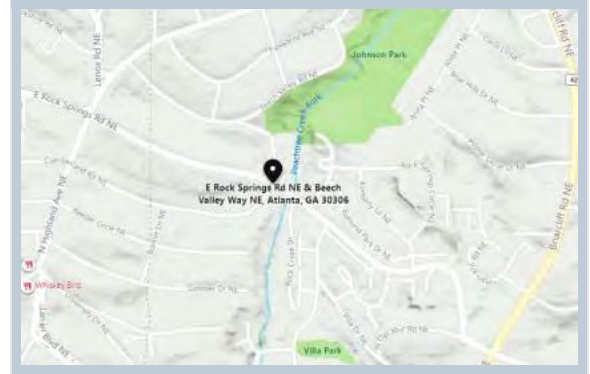
- Awaiting GDOT approval to re-advertise.

Schedule Milestones

BOC Approve South River Trail Extension - GDOT and SPLOST Funding Approval for Design (2021-2254)	23-Mar-2021
Request for Vendor Qualifications (RFVQ)	28-Mar-2022
Vendor Qualifications Due	26-Apr-2022
Approve PIP	06-Apr-2023
BOC Approval/ Contract Award for Design (2021-XXXX)	13-Jun-2023
Start Design	14-Jul-2023
Design Complete	14-Jun-2024

PROJECT: 1B.7 EAST ROCK SPRINGS ROAD ROUNDABOUT

Program	2018-2024 SPLOST
Scope	East Rock Springs Road carries a significant amount of vehicular traffic through neighborhoods where pedestrians are active. The proposed roundabout at the East Rock Springs Road at Cumberland Road / Beech Valley Way intersection is intended to calm traffic and improve operations and safety. This project includes \$300,000 in SPLOST funds and \$400,000 in GDOT LMIG funds in addition to the LMIG funds normally allocated to the County for resurfacing.
District	02
Super District	06
Design	Kimley-Horn and Associates, Inc.



Summary

The Board of Commissioners approved \$300,000.00 in funding to complete final design and construction of this project from the \$25.5M Federal and State Transportation Project Matching Funding Referendum budget category. The project is also funded with \$400,000.00 in GDOT LMIG funds (in addition to the LMIG funds normally allocated to the County for resurfacing.)

Cost Status

Phase	Budget Authorized			Actual Budget Expended			Remaining Budget Authorized		
	SPLOST	Other	Total	SPLOST	Other	Total	SPLOST	Other	Total
PE\Design	\$100,841		\$100,841	\$94,984		\$94,984	\$5,857		\$5,857
ROW\Property Acquisition	\$2,600		\$2,600	\$2,600		\$2,600	\$0		\$0
Construction Costs	\$196,559	\$400,000	\$596,559				\$196,559	\$400,000	\$596,559
Total:	\$300,000	\$400,000	\$700,000	\$97,584	\$0	\$97,584	\$202,416	\$400,000	\$602,416

Schedule

Activity Name	Baseline Start	Forecast/ Actual Start	Variance	Baseline Finish	Forecast/ Actual Finish	Variance
PE\Design		16-Nov-2020			27-Apr-2023	
ROW\Property Acquisition		30-Nov-2022			20-Apr-2023	

	2020	2021	2022	2023
PE\Design				
ROW\Property Acquisition				

Activities Since Last Period

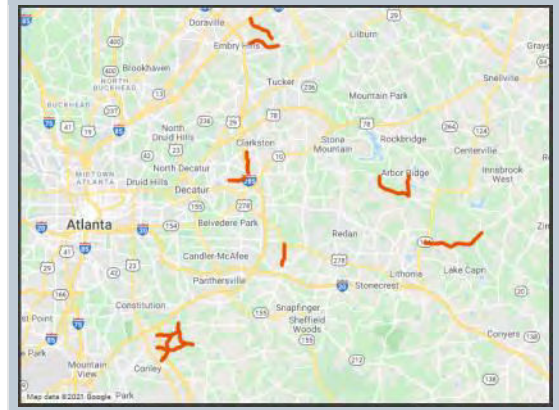
- Design and right-of-way continue.

Schedule Milestones

Start Final Design (Kimley-Horn)	16-Nov-2020
BOC Approval of E. Rock Springs Roundabout Funding (2021-2367) (Final Design and Construction)	13-Apr-2021
BOC Approval Design Contract Term Expiration - Emergency CO#7 East Rock Springs Road Roundabout (2021-3504)	11-Jan-2022
BOC Approval CO#10 Contract Term Extension (2022-2304) (Kimley-Horn)	25-Oct-2022
Final Design Complete	27-Apr-2023

PROJECT: 1B.8 2021 LMIG PAVEMENT MARKING SAFETY UPGRADES

Program	2018-2024 SPLOST
Scope	The proposed improvements consist of updating thermoplastic pavement markings and adding raised pavement markers on roads that have been identified as being in the most need of these improvements. The proposed work will be accomplished by using an existing on-call pavement marking contract. This project is funded with \$175,000 in SPLOST funds and \$175,000 in GDOT FY2021 LMIG Safety Action Plan funds.
Project Length	18.50 miles
District	01, 03, 04, 05
Super District	06, 07
Construction	Peek Pavement Marking, Inc.



Summary

Category 1B provides SPLOST funding for transportation projects. These projects also utilize federal and state matching funds.

Cost Status

Phase	Budget Authorized			Actual Budget Expended			Remaining Budget Authorized		
	SPLOST	Other	Total	SPLOST	Other	Total	SPLOST	Other	Total
Construction Costs	\$175,000	\$175,255	\$350,255	\$97,507	\$126,841	\$224,348	\$77,493	\$48,414	\$125,907
Total:	\$175,000	\$175,255	\$350,255	\$97,507	\$126,841	\$224,348	\$77,493	\$48,414	\$125,907

Schedule

Activity Name	Baseline Start	Forecast/ Actual Start	Variance	Baseline Finish	Forecast/ Actual Finish	Variance
Construction		01-Jan-2022			01-Apr-2023	

	2022	2023	2024
Construction			

Schedule Milestones

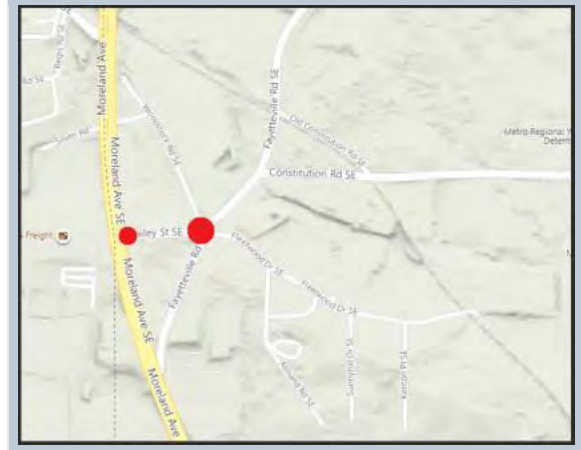
BOC Approve Use of GDOT & SPLOST Funds for 2021 LMIG Pavement Markings Safety Upgrades (2021-2735)	13-Jul-2021
BOC Approve Annual On-Call - 2021 LMIG Pavement Markings Safety Upgrades (2021-3061)	28-Sep-2021
Start Construction	01-Jan-2022
Substantial Completion	01-Apr-2023

Sub Projects

Name	District(s) / Super	Status	Comments
Cedar Grove Road Pavement Marking Safety Upgrades	03 / 06	Construction Complete	
Chamblee Tucker Road Pavement Marking Safety Upgrades	01 / 07	In Construction	
Henrico Road Pavement Marking Safety Upgrades	03 / 06	Construction Complete	
Moore Road Pavement Marking Safety Upgrades	03 / 06	Construction Complete	
Pleasantdale Road Pavement Marking Safety Upgrades	01 / 07	In Construction	
Pleasant Hill Road Pavement Marking Safety Upgrades	05 / 07	Construction Complete	
Rockbridge Road Pavement Marking Safety Upgrades	04 / 06	Construction Complete	
South Deshon Road Pavement Marking Safety Upgrades	04 / 07	Construction Complete	
Stephenson Road Pavement Marking Safety Upgrades	04 / 07	Construction Complete	
Wesley Chapel Road Pavement Marking Safety Upgrades	03, 05 / 07	Construction Complete	
Bouldercrest Road Pavement Marking Safety Upgrades	03 / 06	Construction Complete	
East Conley Road Pavement Marking Safety Upgrades	03 / 06	Construction Complete	
Northern Avenue Pavement Marking Safety Upgrades	04 / 06	Construction Complete	

PROJECT: 1B.9 CONSTITUTION ROAD FREIGHT CORRIDOR OPERATIONAL AND SAFETY IMPROVEMENTS - PHASE 1

Program	2018-2024 SPLOST
Scope	The Metro South Community Improvement District (MSCID) received a \$1 million Georgia Transportation Infrastructure Bank (GTIB) grant for safety and operational improvements to the Constitution Road Freight Corridor. Proposed improvements include intersection improvements and a traffic signal at the SR 42/ Bailey Street intersection and a roundabout at the Bailey St. /Fayetteville Rd. /Fleetwood Dr. /Woodstock Rd. intersection. The project will improve access to SR 42 and 1-285 for the numerous freight and truck oriented businesses in the Constitution Road area. In addition to the \$1M GTIB Grant this project is also funded with \$200,000 in Metro South Community Improvement District (MSCID) funds and \$2,614,622 in SPLOST matching funds.
District	03
Super District	06



Summary

Category 1B provides SPLOST funding for transportation projects. These projects also utilize federal and state matching funds.

Cost Status

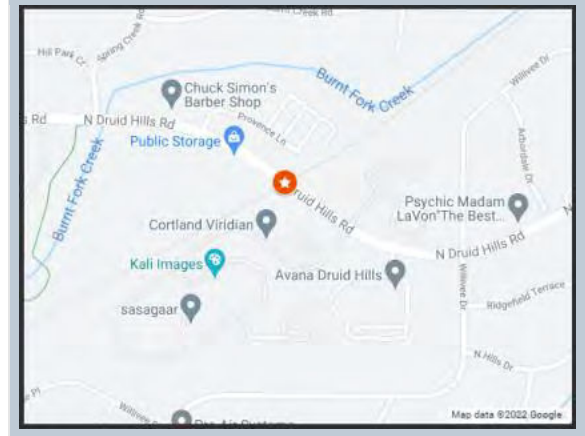
Phase	Budget Authorized			Actual Budget Expended			Remaining Budget Authorized		
	SPLOST	Other	Total	SPLOST	Other	Total	SPLOST	Other	Total
Construction Costs	\$3,614,622	\$1,200,000	\$4,814,622				\$3,614,622	\$1,200,000	\$4,814,622
Total:	\$3,614,622	\$1,200,000	\$4,814,622	\$0	\$0	\$0	\$3,614,622	\$1,200,000	\$4,814,622

Schedule Milestones

BOC Approve Funding Use for Constitution Road Freight Corridor Operational and Safety Improvements 28-Sep-2021
Phase 1 (2021-3056)

PROJECT: 1B.10 NORTH DRUID HILLS ROAD AT CSX RAILROAD BRIDGE REPLACEMENT

Program	2018-2024 SPLOST
Scope	On September 24, 2019, the Board of Commissioners authorized an application for federal funds for multiple transportation projects including the North Druid Hills Road at CSX Railroad bridge replacement. Funding for the preliminary engineering phase was approved by the Atlanta Regional Commission. The Georgia Department of Transportation has appropriated \$720,000.00 for design and the DeKalb SPLOST will provide a \$180,000.00 local match. Future matching funds will be needed for the right-of-way acquisition and construction phases. The current ARC Transportation Improvement Program includes \$1.6 million in federal funding for the right-of-way acquisition phase and \$7 million in federal funding for the construction phase.
District	02
Super District	06



Summary

Category 1B provides SPLOST funding for transportation projects. These projects also utilize federal and state matching funds.

Cost Status

Phase	Budget Authorized			Actual Budget Expended			Remaining Budget Authorized		
	SPLOST	Other	Total	SPLOST	Other	Total	SPLOST	Other	Total
PE\Design	\$180,000	\$720,000	\$900,000				\$180,000	\$720,000	\$900,000
Total:	\$180,000	\$720,000	\$900,000	\$0	\$0	\$0	\$180,000	\$720,000	\$900,000

Activities Since Last Period

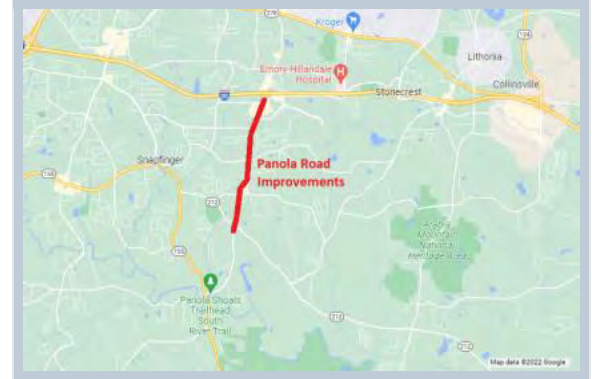
- The qualified vendors' proposals are under review. Final review meeting and recommendation expected in April 2023.

Schedule Milestones

BOC Approve Funding Use for North Druid Hills Road at CSX Railroad Bridge Replacement Design (2021-3065)	28-Sep-2021
RFVQ for Design Services - North Druid Hills Road at CSX Railroad Bridge Replacement Design	18-Jul-2022
Receipt of Proposals Due Date - North Druid Hills Road at CSX Railroad Bridge Replacement Design	08-Aug-2022

PROJECT: 1B.11 PANOLA ROAD IMPROVEMENTS

Program	2018-2024 SPLOST
Scope	Panola Road is an important north-south corridor in south DeKalb County. Prior to creation of the City of Stonecrest, DeKalb County worked with GDOT on the design of improvements to Panola Road. Proposed improvements from that effort exceed funding capabilities for the city and county. The first phase of this project is a proposed scoping study that will provide an updated traffic analysis and evaluate alternative roadway improvements. The final product will be a GDOT concept report for the preferred alternative that will facilitate seeking GDOT project funding. The proposed IGA calls for the City of Stonecrest to reimburse the county for 50 percent of the cost up to \$200,000.00 for the scoping study.
Project Length	2.20 miles
District	05
Super District	07
Design	Arcadis



Summary

Category 1B provides SPLOST funding for transportation projects. These projects also utilize federal and state matching funds.

Cost Status

Phase	Budget Authorized			Actual Budget Expended			Remaining Budget Authorized		
	SPLOST	Other	Total	SPLOST	Other	Total	SPLOST	Other	Total
PE\Design	\$144,497	\$144,497	\$288,993	\$27,954	\$144,497	\$172,451	\$116,542	\$0	\$116,542
Construction Costs	\$4,693,003		\$4,693,003				\$4,693,003		\$4,693,003
Total:	\$4,837,500	\$144,497	\$4,981,996	\$27,954	\$144,497	\$172,451	\$4,809,546	\$0	\$4,809,546

Activities Since Last Period

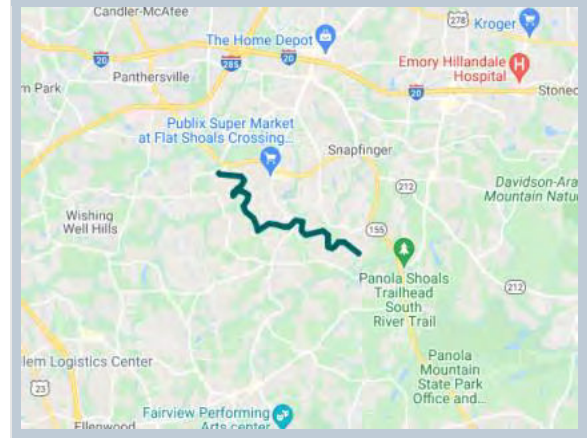
- The scoping study continues.

Schedule Milestones

BOC Approve Funding Use for Panola Road Improvements (2021-3209)	26-Oct-2021
BOC Approve Funding for IGA and Scoping Study Funding with City of Stonecrest (2022-1314)	26-Apr-2022

PROJECT: 1B.12 SOUTH RIVER TRAIL EXTENSION (WALDROP RD TO MLK HS) STUDY

Program	2018-2024 SPLOST
Scope	Scoping Study for Extending the South River Trail from Waldrop Road to MLK High School. This section of trail will eliminate the gap between the existing trail end at Waldrop Road and the existing trail end at Martin Luther King High School which connects with the Arabia Mountain Trail and continues into Rockdale County. The trail is an important part of a bike-pedestrian corridor allowing for the future regional connection from the Monastery of the Holy Spirit in Rockdale County to the Atlanta Beltline. The purpose of this study is to develop safe and cost-effective ways to connect the existing trail segments and to study the feasibility of alternatives. Project deliverables will include an implementation plan for recommended improvements and a GDOT concept report. The concept report will assist in seeking additional state and federal funding. This study is funded with \$200,000 from the Atlanta Regional Commission funds and \$50,000 in SPLOST Category 1B funds.
District	03, 05
Super District	07



Summary

Category 1B provides SPLOST funding for transportation projects. These projects also utilize federal and state matching funds.

Cost Status

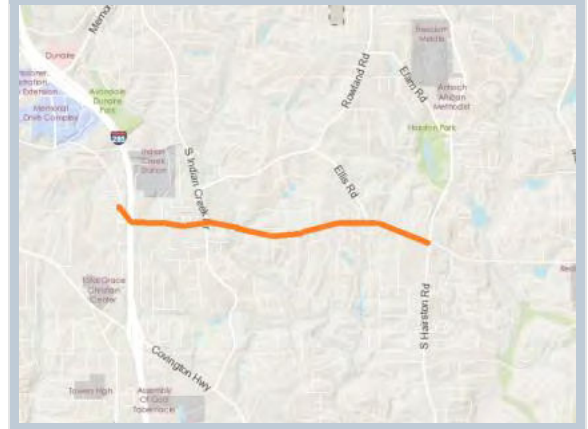
Phase	Budget Authorized			Actual Budget Expended			Remaining Budget Authorized		
	SPLOST	Other	Total	SPLOST	Other	Total	SPLOST	Other	Total
AE\Design	\$50,000	\$200,000	\$250,000				\$50,000	\$200,000	\$250,000
Total:	\$50,000	\$200,000	\$250,000	\$0	\$0	\$0	\$50,000	\$200,000	\$250,000

Schedule Milestones

BOC Approve Scoping Study (2021-3353)	21-Dec-2021
---------------------------------------	-----------------------------

PROJECT: 1B.13 REDAN ROAD SAFETY AND OPERATIONS IMPROVEMENTS STUDY

Program	2018-2024 SPLOST
Scope	Scoping Study for Safety and Operations Improvements on Redan Road from Holcombe Road to near South Hairston Road. The purpose of this study is to develop viable, multimodal, and cost-effective mobility solutions and to study the feasibility of short- and long-range alternatives in improving the efficiency, operations, and safety of the corridor. Project deliverables will include an implementation plan for recommended improvements and a GDOT concept report. The concept report will assist in seeking additional state and federal funding. This project is funded with \$80,000 in SPLOST funds and up to \$320,000 from the Atlanta Regional Commission (ARC).
Project Length	2.20 miles
District	04, 05
Super District	07



Summary

Category 1B provides SPLOST funding for transportation projects. These projects also utilize federal and state matching funds.

Cost Status

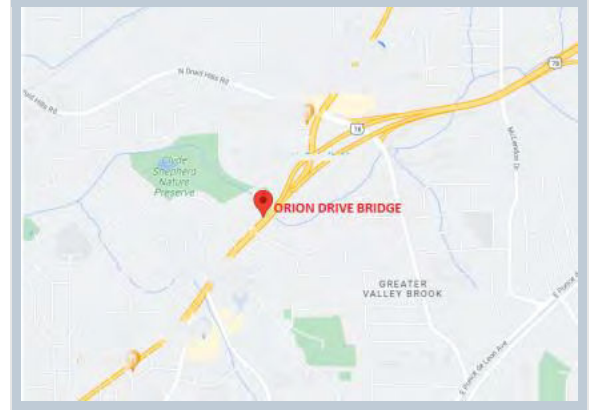
Phase	Budget Authorized			Actual Budget Expended			Remaining Budget Authorized		
	SPLOST	Other	Total	SPLOST	Other	Total	SPLOST	Other	Total
PE\Design	\$80,000	\$320,000	\$400,000				\$80,000	\$320,000	\$400,000
Total:	\$80,000	\$320,000	\$400,000	\$0	\$0	\$0	\$80,000	\$320,000	\$400,000

Schedule Milestones

BOC Approve Redan Road Safety and Operations Improvements Study/ARC Funding (2022-1260)	08-Mar-2022
Approve PIP	03-Apr-2023
Pre-Proposal Conference	17-May-2023
Proposal Opening	02-Jun-2023
BOC Approval/ Contract Award for Study (2022-XXXX)	13-Jun-2023
Start Study	14-Jul-2023
Study Complete	08-Aug-2024

PROJECT: 1B.14 ORION DRIVE BRIDGE UPGRADE / REPLACEMENT

Program	2018-2024 SPLOST
Scope	Orion Drive is the primary access to the south side of the North DeKalb Mall site. There are currently vehicle weight restrictions on the bridge. This project will bring the bridge up to current design standards by either upgrading the existing bridge structure or by building a replacement bridge. The initial design step will be to evaluate options for upgrading the bridge and to develop concept level cost estimates. The feasibility of adding a multi-use trail crossing to the bridge for a future extension of the South Fork Peachtree Creek Trail will also be evaluated. The project will be funded with Georgia Department of Transportation Local Maintenance and Improvement Grant (LMIG) Funds in the amount of \$500,000.00 and \$150,000.00 from SPLOST Category 1B.
District	04
Super District	06
Design	AECOM



Summary

Category 1B provides SPLOST funding for transportation projects. These projects also utilize federal and state matching funds.

Cost Status

Phase	Budget Authorized			Actual Budget Expended			Remaining Budget Authorized		
	SPLOST	Other	Total	SPLOST	Other	Total	SPLOST	Other	Total
PE\Design	\$150,000		\$150,000	\$32,551		\$32,551	\$117,448		\$117,448
Construction Costs		\$500,000	\$500,000					\$500,000	\$500,000
Total:	\$150,000	\$500,000	\$650,000	\$32,551	\$0	\$32,551	\$117,448	\$500,000	\$617,448

Schedule Milestones

Approve PIP	15-Jul-2022
BOC Approval Funding	09-Aug-2022
NTP/Start Design	15-Aug-2022

PROJECT: 1C.4 A/E SERVICES FOR TRANSPORTATION (ON-CALL)

Program	2018-2024 SPLOST
Scope	Consists of providing professional engineering services for the design and construction of various Pedestrian Improvement Projects. Current scopes include: (1) Preparation of construction plans for safety improvements at 11 locations in DeKalb County, (2) Development of conceptual alternatives for pedestrian improvements along Snapfinger Woods Drive from New Snapfinger Woods Drive to Friendly Hills Drive and (3) Design of pedestrian crossings at three locations (Central Drive, Indian Creek Way and Redan Road).
District	01, 02, 03, 04, 05
Super District	06, 07
Design	Vanasse Hangen Brustlin, Inc.

Summary

Category 1C provides for construction of new and replacement sidewalks throughout DeKalb County with a total referendum budget of \$14,450,000.

Cost Status

Phase	Budget Authorized			Actual Budget Expended			Remaining Budget Authorized		
	SPLOST	Other	Total	SPLOST	Other	Total	SPLOST	Other	Total
PE\Design	\$625,200		\$625,200	\$173,318		\$173,318	\$451,882		\$451,882
Total:	\$625,200	\$0	\$625,200	\$173,318	\$0	\$173,318	\$451,882	\$0	\$451,882

Schedule

Activity Name	Baseline Start	Forecast/ Actual Start	Variance	Baseline Finish	Forecast/ Actual Finish	Variance
Program Management		27-Aug-2020			03-Sep-2020	
PE\Design		06-Dec-2021			29-Aug-2023	

	2020	2021	2022	2023
Program Management				
PE\Design				

Activities Since Last Period

- Design continues on the Snapfinger Woods Drive Sidewalk Concept Alternatives project, the Pedestrian Crossings at Three Locations (Central Dr, Indian Creek Way, Redan Rd) project and the GDOT Off-System Safety Improvements at 11 Locations project.

Schedule Milestones

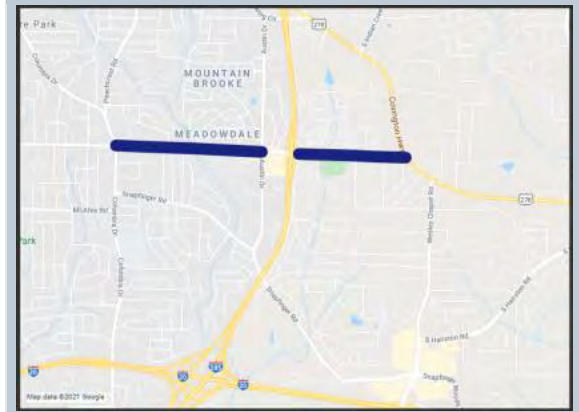
Approve PIP	03-Sep-2020
BOC Approval of A/E Contractors (2020-0915)	08-Dec-2020
Start Design - A/E Services	06-Dec-2021
Start Design - Snapfinger Woods Drive Sidewalk Concept	06-Dec-2021
Start Design - GDOT Off-System Safety Improvements at 11 Locations	13-Jan-2022
PO Received - GDOT Off-System Safety Improvements at 11 Locations	04-Feb-2022
PO Received - Snapfinger Woods Drive Sidewalk Concept	07-Mar-2022
PO Received - Pedestrian Crossings at Three Locations Design	31-Mar-2022
Start Design - Pedestrian Crossings at Three Locations Design	18-Apr-2022
Design Complete - Snapfinger Woods Drive Sidewalk Concept	03-Apr-2023
Design Complete - Pedestrian Crossings at Three Locations Design	05-Jul-2023
Design Complete - A/E Services	29-Aug-2023
Design Complete - GDOT Off-System Safety Improvements at 11 Locations	29-Aug-2023



Sub Projects			
Name	District(s) / Super	Status	Comments
Snafinger Woods Drive Sidewalk Concept Alternatives	05 / 07	Design Phase	
Pedestrian Crossings at Three Locations (Central Dr, Indian Creek Way, Redan Rd)	04, 05 / 06, 07	Design Phase	
GDOT Off-System Safety Improvements at 11 Locations	01, 03, 04, 05 / 06, 07	Design Phase	
A/E Services for Transportation Unallocated	01, 02, 03, 04, 05 / 06, 07	Not Started	

PROJECT: 1C.5 GLENWOOD ROAD SIDEWALK PH. 3

Program	2018-2024 SPLOST
Scope	Sidewalk improvements along both sides of Glenwood Road from Columbia Drive to Austin Drive and from east of 1-285 to US278/SR12/Covington Highway ("Covington Highway") in unincorporated DeKalb County, Georgia. Current contract modification is to fund final plan development with SPLOST funds.
Project Length	1.75 miles
District	03, 05
Super District	07
Design	Kimley-Horn and Associates, Inc.



Summary

Category 1C provides for construction of new and replacement sidewalks throughout DeKalb County with a total referendum budget of \$14,450,000.

Cost Status

Phase	Budget Authorized			Actual Budget Expended			Remaining Budget Authorized		
	SPLOST	Other	Total	SPLOST	Other	Total	SPLOST	Other	Total
PE\Design	\$299,968		\$299,968	\$254,059		\$254,059	\$45,909		\$45,909
ROW\Property Acquisition	\$728,280		\$728,280				\$728,280		\$728,280
Total:	\$1,028,248	\$0	\$1,028,248	\$254,059	\$0	\$254,059	\$774,189	\$0	\$774,189

Schedule

Activity Name	Baseline Start	Forecast/ Actual Start	Variance	Baseline Finish	Forecast/ Actual Finish	Variance
Program Management		11-Jan-2021			11-Jan-2022	
PE\Design		25-Feb-2021			03-Apr-2023	
ROW\Property Acquisition		09-Nov-2021			30-Apr-2023	

	2021	2022	2023
Program Management	[Bar chart showing activity from Jan 2021 to Jan 2022]		
PE\Design	[Bar chart showing activity from Feb 2021 to Apr 2023]		
ROW\Property Acquisition	[Bar chart showing activity from Nov 2021 to Apr 2023]		

Activities Since Last Period

- Right of way acquisition services and final design continued.

Schedule Milestones

Approve PIP Design	11-Jan-2021
BOC Approval of Glenwood Road Sidewalk Phase 3 (2021-2026) Kimley-Horn	09-Feb-2021
Design PO Received (Kimley Horn)	25-Feb-2021
BOC Approval Design Contract Term Expiration - CO#7 Glenwood Road Sidewalk (Kimley-Horn) (2021-3504)	11-Jan-2022
Approve PIP ROW/Property Acquisition	06-May-2022
BOC Approval SPLOST Funding for ROW Acquisition - Glenwood Road Sidewalk (2022-1659)	14-Jun-2022
BOC Approval CO#10 Contract Term Extension (2022-2304) (Kimley-Horn)	25-Oct-2022

PROJECT: 1C.6 MCAFEE ROAD SIDEWALK

Program	2018-2024 SPLOST
Scope	This project consists of construction of a sidewalk on McAfee Road from Candler Road to East Lakeside Drive including all construction work related to sidewalk construction and any required drainage, curb and gutter, and asphalt paving.
Project Length	0.70 miles
District	03
Super District	07
Construction	DAF Concrete, Inc.



Project Features

This project consists of construction of a sidewalk on McAfee Road from Candler Road to East Lakeside Drive including all construction work related to sidewalk construction and any required drainage, curb and gutter, and asphalt paving.

Summary

Category 1C provides for construction of new and replacement sidewalks throughout DeKalb County with a total referendum budget of \$14,450,000.

Cost Status

Phase	Budget Authorized			Actual Budget Expended			Remaining Budget Authorized		
	SPLOST	Other	Total	SPLOST	Other	Total	SPLOST	Other	Total
Utilities	\$150,000		\$150,000	\$0		\$0	\$150,000		\$150,000
Construction Costs	\$375,132		\$375,132	\$137,825		\$137,825	\$237,307		\$237,307
Total:	\$525,132	\$0	\$525,132	\$137,825	\$0	\$137,825	\$387,307	\$0	\$387,307

Schedule

Activity Name	Baseline Start	Forecast/ Actual Start	Variance	Baseline Finish	Forecast/ Actual Finish	Variance
Construction		19-Jan-2023			30-Aug-2023	
		2023		2024		2025
Construction						

Activities Since Last Period

1 Construction continued.

Schedule Milestones

Invitation to Bid - McAfee Road Sidewalk	02-May-2022
Bid Opening - McAfee Road Sidewalk	02-Jun-2022
Cost Opening - McAfee Road Sidewalk	08-Jun-2022
Approve PIP Georgia Power	05-Jul-2022
BOC Approval Funding McAfee Road Sidewalk (2022-1784) (Georgia Power)	12-Jul-2022
BOC Approval McAfee Road Sidewalk Construction Award (2022-1854) (DAF Concrete)	26-Jul-2022
NTP/Start Construction	19-Jan-2023
Substantial Completion	30-Aug-2023

PROJECT: 1D.3 A/E SERVICES FOR TRANSPORTATION (ON-CALL)

Program	2018-2024 SPLOST
Scope	Consists of providing professional engineering services for the design and construction of various projects including, but not limited to: intersections, sidewalks, and roadway improvements; streetscapes, localized drainage projects, traffic signalization projects, bridge replacements, infrastructure improvements and related projects.
District	01, 02, 03, 04, 05
Super District	06, 07
Design	Arcadis US, Inc.

Summary

Category 1D provides for Transportation Enhancement projects across DeKalb County which include, but are not limited to, intersection upgrades, widening of narrow lanes, and improvements to roadway alignment, safety lighting, and sight distance.

Cost Status

Phase	Budget Authorized			Actual Budget Expended			Remaining Budget Authorized		
	SPLOST	Other	Total	SPLOST	Other	Total	SPLOST	Other	Total
PE\Design	\$389,400		\$389,400	\$174,184		\$174,184	\$215,216		\$215,216
Total:	\$389,400	\$0	\$389,400	\$174,184	\$0	\$174,184	\$215,216	\$0	\$215,216

Schedule

Activity Name	Baseline Start	Forecast/ Actual Start	Variance	Baseline Finish	Forecast/ Actual Finish	Variance
Program Management		27-Aug-2020			03-Sep-2020	
PE\Design		15-Nov-2021			31-Dec-2024	

	2020	2021	2022	2023	2024
Program Management					
PE\Design					

Activities Since Last Period

1 Design continued.

Schedule Milestones

Approve PIP	03-Sep-2020
BOC Approval of A/E Contractors (2020-0915)	08-Dec-2020
Start Design - A/E Services	15-Nov-2021
Start Survey and Concept Design - Stewart Mill Rd at Bermuda Rd Roundabout Design WA#1 Survey and Concept	15-Nov-2021
Survey and Concept Design Complete - Stewart Mill Rd at Bermuda Rd Roundabout Design WA#1 Survey and Concept	31-May-2022
Start Survey and Concept Design - Stewart Mill Rd at Bermuda Rd Roundabout Design WA#5 Preliminary Plans	15-Sep-2022
Survey and Concept Design Complete - Stewart Mill Rd at Bermuda Rd Roundabout Design WA#5 Survey and Concept	15-Apr-2023
Design Complete - A/E Services	31-Dec-2024

Sub Projects

Name	District(s) / Super	Status	Comments
Stewart Mill Rd at Bermuda Rd Roundabout Design	04 / 07	Design Phase	
1D.3.99 A/E Services for Transportation (On-Call) Unallocated	01, 02, 03, 04, 05 / 06, 07	Not Started	

PROJECT: 1D.5 NORTH DECATUR ROAD IMPROVEMENTS

Program	2018-2024 SPLOST
Scope	North Decatur Road carries a significant amount of vehicular traffic through neighborhoods where pedestrians are active. The project includes mini-roundabouts on North Decatur Road at the Springdale Road and Oakdale Road intersections, including related curb, ramps, and sidewalks, which are intended to calm traffic and improve operations and safety.
District	02
Super District	06
Design	Kimley-Horn and Associates, Inc.
Construction	SD&C, Inc.



Summary

The Board of Commissioners approved \$575,000 in funding to complete final design and construction of this project from the \$9M Transportation Enhancements Referendum budget.

Cost Status

Phase	Budget Authorized			Actual Budget Expended			Remaining Budget Authorized		
	SPLOST	Other	Total	SPLOST	Other	Total	SPLOST	Other	Total
AE\Design	\$56,704		\$56,704	\$48,255		\$48,255	\$8,449		\$8,449
Construction Costs	\$1,145,462		\$1,145,462	\$223,606		\$223,606	\$921,856		\$921,856
Total:	\$1,202,166	\$0	\$1,202,166	\$271,861	\$0	\$271,861	\$930,305	\$0	\$930,305

Schedule

Activity Name	Baseline Start	Forecast/ Actual Start	Variance	Baseline Finish	Forecast/ Actual Finish	Variance
AE\Design		16-Nov-2020			29-Sep-2021	
Construction		09-Sep-2022			30-Jun-2023	

	2020	2021	2022	2023
AE\Design				
Construction				

Activities Since Last Period

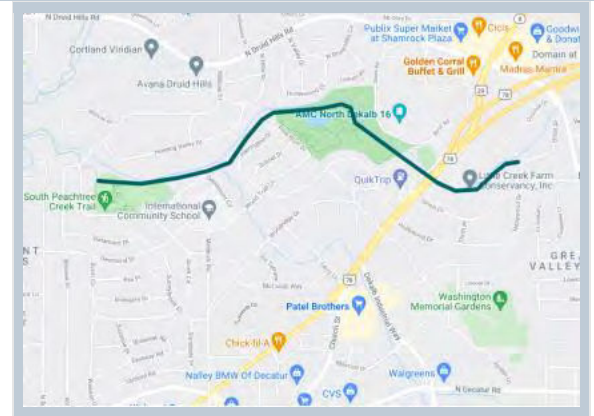
- 1 Construction continued.

Schedule Milestones

Start Final Design (Kimley-Horn)	16-Nov-2020
BOC Approval of N. Decatur Road Improvements (2021-2367) (Kimley-Horn)	13-Apr-2021
Final Design Complete	29-Sep-2021
Invitation to Bid	20-Dec-2021
Bid Opening	15-Feb-2022
Cost Opening	18-Feb-2022
BOC Approval/ Contract Award (2022-1323) (SD&C)	12-Apr-2022
NTP/Start Construction	09-Sep-2022
BOC Approval CO #1 Contract Term (2023-0044) (SD&C)	16-Feb-2023
Substantial Completion	30-Jun-2023

PROJECT: 1E.1 SOUTH PEACHTREE CREEK TRAIL FEASIBILITY STUDY

Program	2018-2024 SPLOST
Scope	A feasibility study for extending the South Fork Peachtree Creek Trail from Medlock Park to North DeKalb Mall. The current trail connects Emory University, Mason Mill Park, Medlock Park, and the Leafmore neighborhood. The proposed study will consider ways to extend South Fork Peachtree Creek Trail from its current endpoint at Medlock Park to the North DeKalb Mall site, the Little Creek Horse Farm, and the Laurel Ridge neighborhood. This connection was included in the 2000 DeKalb’s Greenway Trails plan and in the 2014 Transportation Plan.
Project Length	1.70 miles
District	02, 04
Super District	06



Summary

On December 14, 2021 the BOC approved entering into a project agreement with the PATH Foundation for \$30,700.00 for a feasibility study for extending the South Fork Peachtree Creek Trail from Medlock Park to North DeKalb Mall with SPLOST funds from Category 1E - Multi Use Trails.

Cost Status

Phase	Budget Authorized			Actual Budget Expended			Remaining Budget Authorized		
	SPLOST	Other	Total	SPLOST	Other	Total	SPLOST	Other	Total
PE\Design	\$30,700		\$30,700	\$29,535		\$29,535	\$1,165		\$1,165
Total:	\$30,700	\$0	\$30,700	\$29,535	\$0	\$29,535	\$1,165	\$0	\$1,165

Schedule Milestones

BOC Funding Approval/PATH Foundation Agreement (2021-3357)	14-Dec-2021
NTP/Start Study	01-Feb-2022

PROJECT: 1E.6 OLD CASTLE MULTI-USE TRAIL (S. RIVER TRAIL PHASE 7)

Program	2018-2024 SPLOST
Scope	This project is funded with \$2,500,000 of SPLOST Funds from Category 1E - Multi-Use Trails Fund and \$500,000 from District 6 Category 1M - Commission District Discretionary Fund for land acquisition and construction of a segment of the South River Trail from Custer Avenue to Crestdale Circle. This portion of the trail is a key piece of the County's long range plan to provide a connection from the existing, and under construction, segments of the South River Trail System to the Atlanta Beltline.
Project Length	0.60 miles
District	03
Super District	06



Summary

This project is funded with \$2,500,000 of SPLOST Funds from Category 1E - Multi-Use Trails Fund and \$500,000 from District 6 Category 1M - Commission District Discretionary Fund for land acquisition and construction of a segment of the South River Trail from Custer Avenue to Crestdale Circle. This portion of the trail is a key piece of the County's long range plan to provide a connection from the existing, and under construction, segments of the South River Trail System to the Atlanta Beltline.

Cost Status

Phase	Budget Authorized			Actual Budget Expended			Remaining Budget Authorized		
	SPLOST	Other	Total	SPLOST	Other	Total	SPLOST	Other	Total
ROW\Property Acquisition	\$21,125		\$21,125	\$21,125		\$21,125	\$0		\$0
Construction Costs	\$2,478,875		\$2,478,875				\$2,478,875		\$2,478,875
Total:	\$2,500,000	\$0	\$2,500,000	\$21,125	\$0	\$21,125	\$2,478,875	\$0	\$2,478,875

Schedule

Activity Name	Baseline Start	Forecast/ Actual Start	Variance	Baseline Finish	Forecast/ Actual Finish	Variance
ROW\Property Acquisition		17-Feb-2021			03-Apr-2023	

	2021	2022	2023
ROW\Property Acquisition			

Schedule Milestones

BOC Approval of SPLOST Funding for ROW and Construction (2020-0485)	12-May-2020
BOC Approval of Donation of an Easement (2020-1313)	27-Oct-2020

PROJECT: 1F.7 CEDAR GROVE ROAD BRIDGE DESIGN-BUILD

Program	2018-2024 SPLOST
Scope	The Cedar Grove Road bridge over Norfolk Southern Railroad (built in 1965) is currently closed to traffic as a result of problems identified by GDOT in their bi-annual inspection. These problems are due in part to the bridge's age and to increased loads from trucks not following the posted weight limits. Preliminary design for a replacement bridge is underway. It is anticipated that a design/build process will be used to expedite completion of the new bridge, which is expected to take approximately two years. Improvements proposed to the detour route include shoulder widening and turn radius improvements. Improvements proposed to the detour route, funded with \$145,000 in Transportation Enhancements funds, include shoulder widening and turn radius improvements.
District	03
Super District	06
Design	AECOM



Summary

Replacement of the Cedar Grove Road bridge over Norfolk Southern Railroad.

Cost Status

Phase	Budget Authorized			Actual Budget Expended			Remaining Budget Authorized		
	SPLOST	Other	Total	SPLOST	Other	Total	SPLOST	Other	Total
Construction Costs	\$4,000,000		\$4,000,000				\$4,000,000		\$4,000,000
Total:	\$4,000,000	\$0	\$4,000,000	\$0	\$0	\$0	\$4,000,000	\$0	\$4,000,000

Schedule

Activity Name	Baseline Start	Forecast/ Actual Start	Variance	Baseline Finish	Forecast/ Actual Finish	Variance
PE\Design		08-Mar-2021			03-Apr-2023	
Procurement		15-Nov-2022			13-Jul-2023	

	2021	2022	2023
PE\Design			
Procurement			

Activities Since Last Period

- Final bid evaluations and user department recommendations are anticipated in April 2023.

Schedule Milestones

BOC Funding Approval for Cedar Grove Road Bridge Replacement (2020-1383)	10-Nov-2020
Approve PIP	11-Jan-2021
BOC Approval/Engineering Review Services/Norfolk Southern Railway (2021-2746)	22-Jun-2021
Request for Vendor Qualifications	14-Nov-2022
Deadline for Receipt of Proposals	29-Dec-2022
Preliminary Design Completion	01-Apr-2023
BOC Approval/Contract Award (2022-XXXX)	13-Jun-2023

PROJECT: 1H.2 A/E SERVICES FOR TRANSPORTATION (ON-CALL)

Program	2018-2024 SPLOST
Scope	Consists of providing professional engineering services for the design and construction of various projects including, but not limited to: intersections, sidewalks, and roadway improvements; streetscapes, localized drainage projects, traffic signalization projects, bridge replacements, infrastructure improvements and related projects.
District	01, 02, 03, 04, 05
Super District	06, 07
Design	AECOM



Summary

Category 1H provides for design and installation/construction of new and replacement traffic signals throughout DeKalb County with a total referendum budget of \$2,350,000.

Cost Status

Phase	Budget Authorized			Actual Budget Expended			Remaining Budget Authorized		
	SPLOST	Other	Total	SPLOST	Other	Total	SPLOST	Other	Total
PE\Design	\$101,700		\$101,700	\$14,545		\$14,545	\$87,155		\$87,155
Total:	\$101,700	\$0	\$101,700	\$14,545	\$0	\$14,545	\$87,155	\$0	\$87,155

Schedule

Activity Name	Baseline Start	Forecast/ Actual Start	Variance	Baseline Finish	Forecast/ Actual Finish	Variance
Program Management		27-Aug-2020			03-Sep-2020	
PE\Design		10-Mar-2022			31-Dec-2024	

	2020	2021	2022	2023	2024
Program Management					
PE\Design					

Schedule Milestones

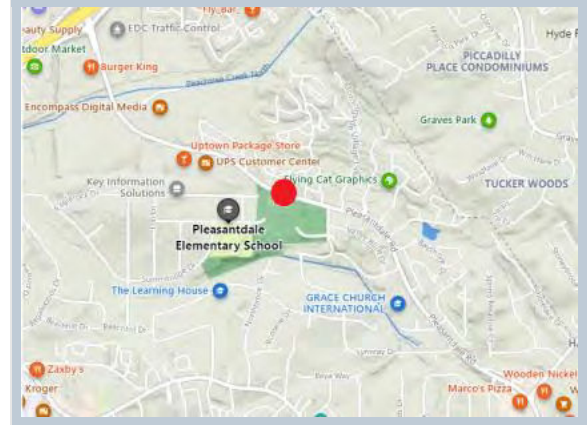
Approve PIP	03-Sep-2020
BOC Approval of A/E Contractors (2020-0915)	08-Dec-2020
Start Design - A/E Services	10-Mar-2022
Start Design - DeKalb Industrial Way at Milscott Drive Traffic Signal Plans	10-Mar-2022
PO Received - DeKalb Industrial Way at Milscott Drive Traffic Signal Plans	11-Mar-2022
Design Complete - DeKalb Industrial Way at Milscott Drive Traffic Signal Plans	03-Apr-2023
Design Complete - A/E Services	31-Dec-2024

Sub Projects

Name	District(s) / Super	Status	Comments
1H.2.1 DeKalb Industrial Way at Milscott Drive Traffic Signal	04 / 06	Design Phase	
1H.2.99 A/E Services for Transportation (On-Call) Unallocated	01, 02, 03, 04, 05 / 06, 07	Not Started	

PROJECT: 1H.3 PLEASANTDALE ROAD PEDESTRIAN CROSSING IMPROVEMENTS

Program	2018-2024 SPLOST
Scope	This project is for installation of a traffic signal on Pleasantdale Road at the existing entrance to Pleasantdale Elementary School and Pleasantdale Park. Some roadway striping and minor sidewalk work are included. All mast arms for the traffic signal will be provided by DeKalb County.
District	01
Super District	07
Construction	R.J. Haynie & Associates



Summary

Category 1H provides for design and installation/construction of new and replacement traffic signals throughout DeKalb County with a total referendum budget of \$2,350,000.

Cost Status

Phase	Budget Authorized			Actual Budget Expended			Remaining Budget Authorized		
	SPLOST	Other	Total	SPLOST	Other	Total	SPLOST	Other	Total
Construction Costs	\$179,722		\$179,722	\$150,648		\$150,648	\$29,074		\$29,074
Total:	\$179,722	\$0	\$179,722	\$150,648	\$0	\$150,648	\$29,074	\$0	\$29,074

Schedule

Activity Name	Baseline Start	Forecast/ Actual Start	Variance	Baseline Finish	Forecast/ Actual Finish	Variance
Program Management		27-Sep-2021			29-Sep-2021	
Procurement		29-Sep-2021			11-Jul-2022	
Construction		03-Oct-2022			28-Apr-2023	

	2021	2022	2023
Program Management			
Procurement		█	
Construction			█

Activities Since Last Period

- Construction continued with completion anticipated in April 2023.

Schedule Milestones

Approve PIP	29-Sep-2021
Invitation to Bid	29-Mar-2022
Bid Opening	13-May-2022
BOC Approval/Contract Award (2022-1756) (R.J. Haynie)	12-Jul-2022
NTP/Start Construction	03-Oct-2022
Substantial Completion	28-Apr-2023



PROJECT: 1L TRANSPORTATION PROGRAM MANAGEMENT

Program	2018-2024 SPLOST
Scope	Provide Program Management core services for transportation related projects.
District	01, 02, 03, 04, 05
Super District	06, 07
Vendor	Atlas Technical Consultants

Summary

File No. 2018-2272. Request for Proposals No. 17-500474 Special Purpose Local Option Sales Tax (SPLOST) Program Management Services: for use by the Chief Executive Officer (CEO). Consists of providing program management services for projects funded by SPLOST. Recommend award to the highest scoring proposer: Moreland-Altobelli Associates (now Atlas Technical Consultants). Amount not to exceed: \$14,998,844.39. This project sets aside \$9,701,074 for program management services for Transportation projects within the SPLOST Program. Individual task orders will be issued to the Program Manager.

Cost Status

Phase	Budget Authorized			Actual Budget Expended			Remaining Budget Authorized		
	SPLOST	Other	Total	SPLOST	Other	Total	SPLOST	Other	Total
Program Management	\$6,692,653		\$6,692,653	\$6,545,955		\$6,545,955	\$146,698		\$146,698
CE&I Costs	\$3,008,421		\$3,008,421	\$2,891,649		\$2,891,649	\$116,772		\$116,772
Total:	\$9,701,074	\$0	\$9,701,074	\$9,437,604	\$0	\$9,437,604	\$263,470	\$0	\$263,470

Schedule

Activity Name	Baseline Start	Forecast/ Actual Start	Variance	Baseline Finish	Forecast/ Actual Finish	Variance
Program Management	27-Aug-2018	02-Aug-2018	25	06-Dec-2024	06-Dec-2024	

	2018	2019	2020	2021	2022	2023	2024
Program Management	[Gantt bar showing activity duration from 2018 to 2024]						

Schedule Milestones

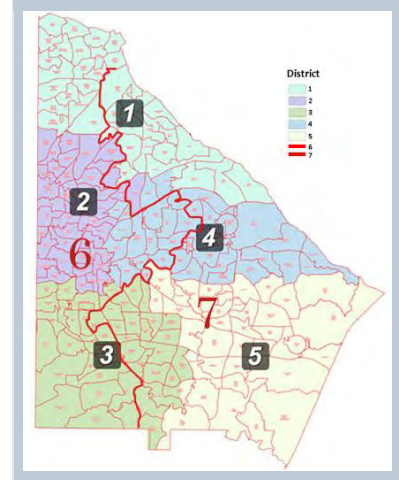
BOC Committee Approve Program Management Services (2018-2272)	19-Jun-2018
BOC Approve Program Management Services (2018-2272)	26-Jun-2018
Notice to Proceed	02-Aug-2018
Program Management Mobilize at DeKalb County Offices	26-Aug-2018
Start Transportation Project Management Services	27-Aug-2018
BOC Approval Program Management Services (2022-1826)	15-Nov-2022
Complete Transportation Project Management Services	06-Dec-2024

Sub Projects

Name	District(s) / Super	Status
Work Authorization 1 ATC PM Core Services 2018	01, 02, 03, 04, 05 / 06, 07	Project Complete
Work Authorization 2 ATC CEI Services 1A.1 2018 LMIG Resurfacing	01, 02, 03, 04, 05 / 06, 07	Project Complete
Work Authorization 3 ATC CEI Services 1A.2 Phase 1 SPLOST Resurfacing (ABC)	01, 02, 03, 04, 05 / 06, 07	Project Complete
Work Authorization 4 ATC PM Core Services 2019	01, 02, 03, 04, 05 / 06, 07	Project Complete
Work Authorization 6 ATC CEI Services 1B.2 Flat Shoals, Henderson, Salem Sidewalks	01, 03, 05 / 06, 07	In Progress
Work Authorization 9 ATC CEI Services 1B.3 South River Trail Phase V	03 / 06, 07	Project Complete
Work Authorization 10 ATC PM Core Services 2020	01, 02, 03, 04, 05 / 06, 07	Project Complete
Work Authorization 11 ATC CEI Services 1A.5 2019 LMIG Resurfacing	01, 02, 03, 04, 05 / 06, 07	Project Complete
Work Authorization 7 ATC CEI Services 1B.1.4 Rockbridge Road Streetscape	04 / 07	In Progress
Work Authorization 8 ATC CEI Services 1B.1.2 Rockbridge Road Water/Sewer Improvements	04 / 07	In Progress
Work Authorization 12 ATC CE/Management Services 1C.1 Pedestrian Improvements	03, 04, 05 / 06, 07	In Progress
Work Authorization 13 ATC PM Core Services 2021	01, 02, 03, 04, 05 / 06, 07	Project Complete
Work Authorization 14 ATC CEI Services 1A.9 2020 LMIG Resurfacing	01, 02, 03, 04, 05 / 06, 07	Project Complete
CO#1 Work Authorization 18 ATC PM Core Services 2023	01, 02, 03, 04, 05 / 06, 07	In Progress
CO#1 Work Authorization 19 ATC CEI Services 1A.10 2021 LMIG Resurfacing	01, 02, 03, 04, 05 / 06, 07	In Progress
CO#1 ATC PM Unallocated (authorized)	01, 02, 03, 04, 05 / 06, 07	Not Started

PROJECT: 1M COMMISSION DISTRICT TRANSPORTATION PROJECTS

Program	2018-2024 SPLOST
Scope	Scope includes projects as requested by DeKalb County Commissioner's for their District and if approved by the Board of Commissioners. The Referendum identified \$7,056,673.00 for this category or \$1,008,096.14, respectively, for each of the seven (7) Districts.
District	01, 02, 03, 04, 05
Super District	06, 07
Design	Atkins North America, PATH Foundation



Cost Status

Phase	Budget Authorized			Actual Budget Expended			Remaining Budget Authorized		
	SPLOST	Other	Total	SPLOST	Other	Total	SPLOST	Other	Total
PE\Design	\$1,587,096		\$1,587,096	\$472,738		\$472,738	\$1,114,358		\$1,114,358
ROW\Property Acquisition	\$50,000		\$50,000				\$50,000		\$50,000
Construction Costs	\$1,826,803		\$1,826,803	\$136,706		\$136,706	\$1,690,097		\$1,690,097
Future/Undistributed									
Total:	\$3,463,899	\$0	\$3,463,899	\$609,443	\$0	\$609,443	\$2,854,456	\$0	\$2,854,456

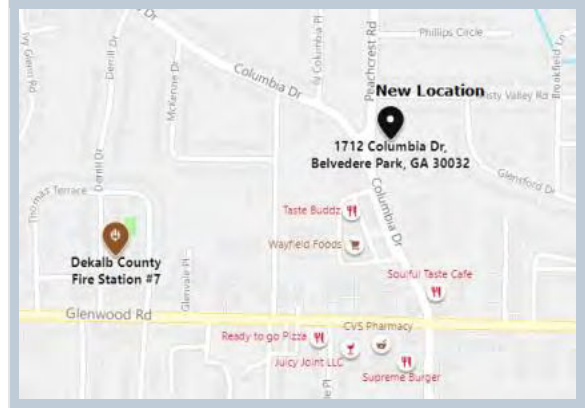
Schedule Milestones

District 6/BOC Approve Funding Old Castle Multi-Use Trail (2020-0485)	12-May-2020
District 3/BOC Approve Funding Metro South CID (2020-1063)	08-Sep-2020
District 6/BOC Approve Funding Peachtree Creek Greenway Comprehensive Concept Plan (2020-1496)	17-Nov-2020
District 6/BOC Approve Funding Sagamore-Leafmore Trail Concept Plan and Design (2020-1563)	08-Dec-2020
District 6/BOC Approve PATH Foundation Agreement - Peachtree Creek Greenway Comprehensive Concept Plan (2021-2278)	13-Apr-2021
District 4/Market Street Sidewalk BOC Agenda Item (2021-3240)	26-Oct-2021
District 2&6/BOC Approve Project Agreement PATH Foundation -Sagamore Hills Trl. Connectivity Study (2021-3220)	09-Nov-2021
District 2&6/BOC Approve Purchase 2 Traffic Data Collection Devices Sagamore Hills Trl. Connectivity Study (2021-3315)	09-Nov-2021
District 1/BOC Approve Funding City of Tucker Sidewalk Maintenance and Repairs (2021-3396)	16-Nov-2021
District 4/BOC Approve Funding City of Tucker Street Maintenance and Repairs (2021-3395)	14-Dec-2021
District 3/BOC Approve Funding Cedar Grove Road Traffic Calming Improvements (2021-3548)	21-Dec-2021
District 3/BOC Approve Funding Flat Shoals at Warriors Path Traffic Signal (2021-3550)	21-Dec-2021
District 6/PO#1275577 for PATH Foundation - PO Received	22-Dec-2021
District 6/BOC Approve PATH Foundation Agreement - Audubon to Cliff Valley (2022-1153)	08-Mar-2022
District 4/BOC Approve Funding S. Fork Peachtree Creek Trail Design (N. DeKalb Mall to Orion) (2022-2026)	23-Aug-2022
District 4/ BOC Approve Funding Stewart Mill Road at Bermuda Road Roundabout (2022-2177)	27-Sep-2022
District 2/BOC Approval Audubon to Beacon Hill (2022-2281)	11-Oct-2022
District 2/BOC Approval Margaret Harris Park and Trail Right-of-Way (2022-2281)	11-Oct-2022
District 2/BOC Approval Margaret Harris Park and Trail Construction (2022-2281)	11-Oct-2022
District 2/BOC Approval Path Foundation Agreement Audubon to Beacon Hill (2022-2593)	20-Dec-2022
District 4/BOC Approve Path Foundation Agreement S. Fork Peachtree Creek Trail Design (2022-2593)	20-Dec-2022
District 3/BOC approval of Memorandum of Understanding (MOU) - Metro South CID	25-Apr-2023

Sub Projects			
Name	District(s) / Super	Status	Comments
Commission District 1 Transportation Projects	01	Not Started	
District 1 - City of Tucker Street Maintenance and Repairs	01, 04 / 07	In Progress	Agenda Item 2021-3396
Commission District 2 Transportation Projects	02	Not Started	
Commission District 3 Transportation Projects	03	Not Started	
District 3 - Metro South CID	03 / 06	In Progress	Agenda Item 2020-1063
District 3 - Cedar Grove Road Traffic Calming Improvements	03 / 06, 07	Design Phase	Agenda Item 2021-3548
District 3 - Flat Shoals Parkway at Warriors Path Traffic Signal	03 / 06, 07	In Progress	Agenda Item 2021-3550
Commission District 4 Transportation Projects	04	Not Started	
District 4 - Market Street Sidewalk	04 / 06	Project Complete	Agenda Item 2021-3240
District 4 - City of Tucker Street Maintenance and Repairs	01, 04 / 07	In Progress	Agenda Item 2021-3395
District 4 - South Fork Peachtree Creek Trail Design (N. DeKalb Mall to Orion Dr.)	04 / 06	In Progress	Agenda 2022-2026
District 4 - Stewart Mill Road at Bermuda Road Roundabout	04 / 07	Design Phase	
Commission District 5 Transportation Projects	05	Not Started	
Commission District 6 Transportation Projects	/ 06	Not Started	
District 6 - Old Castle Multi-Use Trail (Custer to Crestdale)	03 / 06	In Progress	Agenda Item 2020-0485
District 6 - Peachtree Creek Greenway Comprehensive Concept Plan	01, 02 / 06, 07	Design Phase	Agenda Items 2020-1496, 2021-2278
District 6 - Sagamore-Leafmore Trail Concept Plan and Design	02 / 06	Design Phase	Agenda Item 2020-1563
Commission District 7 Transportation Projects	/ 07	Not Started	

PROJECT: 2A.1 FIRE STATION NO. 7

Program	2018-2024 SPLOST
Scope	Fire Station No. 7 is the oldest and busiest fire station in DeKalb County (built in 1953). It is dilapidated and has mold, leaks, and rodent problems and potentially has asbestos. It is located at 1776 Derrill Drive, Decatur Georgia 30034. The proposed work scope is to construct a new Fire Station No. 7 and to relocate the building to 1712 Columbia Drive. The new building will be a 15,000 square foot, 2-story building with 3 bays and up-to-date amenities.
Address	1712 Columbia Drive
District	03
Super District	07
Design	Brown Design Group
Construction	Lichty Commercial Construction, Inc.
Vendor	Georgia Power (Utilities)



Summary

Category 2A provides funding to construct new fire stations and related capital equipment.

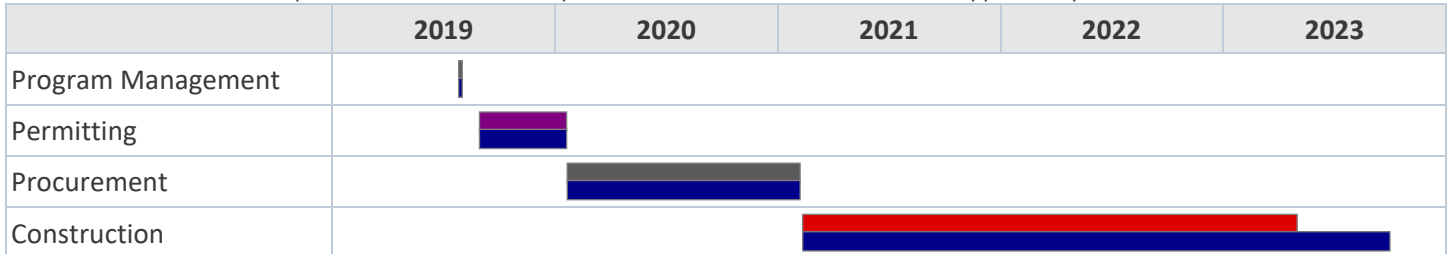
Cost Status

Phase	Budget Authorized			Actual Budget Expended			Remaining Budget Authorized		
	SPLOST	Other	Total	SPLOST	Other	Total	SPLOST	Other	Total
Construction Costs	\$6,363,456		\$6,363,456	\$5,165,484		\$5,165,484	\$1,197,972		\$1,197,972
Total:	\$6,363,456	\$0	\$6,363,456	\$5,165,484	\$0	\$5,165,484	\$1,197,972	\$0	\$1,197,972

Schedule

Activity Name	Baseline Start	Forecast/ Actual Start	Variance	Baseline Finish	Forecast/ Actual Finish	Variance
Program Management	26-Jul-2019	26-Jul-2019		01-Aug-2019	01-Aug-2019	
Permitting	29-Aug-2019	29-Aug-2019		19-Jan-2020	19-Jan-2020	
Procurement	20-Jan-2020	20-Jan-2020		05-Feb-2021	05-Feb-2021	
Construction	09-Feb-2021	09-Feb-2021		30-Sep-2023	01-May-2023	152

* Note: The construction completion baseline date was updated due to a contract time extension approved by the BOC.



Activities Since Last Period

- Construction continued with anticipated completion in May 2023.
- Agenda Item 2023-0259 (funding for fuel site) was approved by the BOC on March 14, 2023.

Schedule Milestones

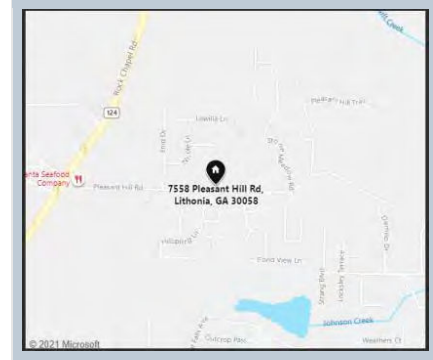
Approve PIP Construction	01-Aug-2019
BOC Approve /CO#2 Construction Admin Services (Brown Design) (2019-4354)	22-Oct-2019
Permit Comment Plan Modification	20-Jan-2020
Invitation to Bid	08-Jun-2020



Pre-Bid Meeting	18-Jun-2020
Bid Opening	26-Aug-2020
BOC Approve /Contract Award Construction (2020-1165)	27-Oct-2020
NTP Construction	09-Feb-2021
Start Construction	09-Feb-2021
BOC Approval of Lichty CO's #1 and #2 (2021-3084) - Funding for unanticipated costs	12-Oct-2021
BOC Approve CO#1 (BOC CO#3) Construction Administration (Brown) - Fire Station No. 7 Contract Extension	08-Mar-2022
Approve PIP - Street Lighting	14-Nov-2022
BOC Approve CO#2 (BOC CO#5) Construction Administration (Brown) Funding and Time (2022-2402)	13-Dec-2022
BOC Approve Street Lighting Funding (Georgia Power) (2022-2546)	13-Dec-2022
Substantial Completion	28-Feb-2023
BOC Approve Funding - Fuel Site (2023-0259)	14-Mar-2023
Ribbon Cutting Event	01-May-2023
Revised Substantial Completion	01-May-2023
Warranty Period	27-Mar-2024

PROJECT: 2A.2 FIRE STATION NO. 27

Program	2018-2024 SPLOST
Scope	The Fire Rescue Department has identified Fire Station No. 27 as one of the New Fire Stations needed to adequately serve the county; it will also improve the ISO rating for this area of the county.
Address	7558 Pleasant Hill Road Lithonia, Georgia
District	05
Super District	07



Summary

Category 2A provides funding to construct new fire stations and related capital equipment.

Cost Status

Phase	Budget Authorized			Actual Budget Expended			Remaining Budget Authorized		
	SPLOST	Other	Total	SPLOST	Other	Total	SPLOST	Other	Total
AE\Design	\$586,000		\$586,000				\$586,000		\$586,000
ROW\Property Acquisition	\$123,746		\$123,746	\$123,746		\$123,746	\$0		\$0
Construction Costs	\$6,499,856		\$6,499,856				\$6,499,856		\$6,499,856
Total:	\$7,209,602	\$0	\$7,209,602	\$123,746	\$0	\$123,746	\$7,085,856	\$0	\$7,085,856

Schedule

Activity Name	Baseline Start	Forecast/ Actual Start	Variance	Baseline Finish	Forecast/ Actual Finish	Variance
ROW\Property Acquisition		27-Oct-2020			30-Jun-2022	
AE\Design		15-Feb-2023			03-Aug-2023	
Construction		31-Oct-2023			29-Oct-2025	

	2020	2021	2022	2023	2024	2025
ROW\Property Acquisition						
AE\Design						
Construction						

Activities Since Last Period

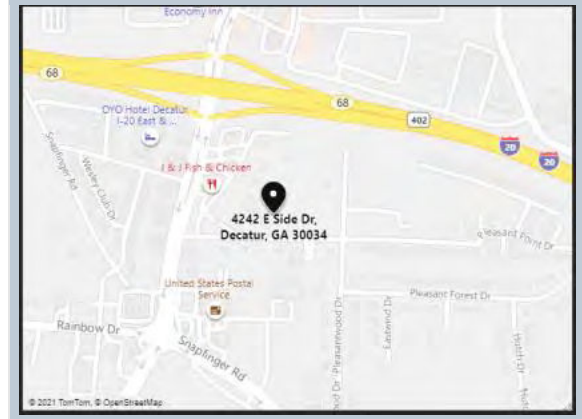
- 1 Design is underway.

Schedule Milestones

BOC Approve Negotiations of Land Acquisition (2020-1242)	27-Oct-2020
Land Acquisition Offer Letter Accepted	12-Feb-2021
Approve PIP for the Authorization of Purchase Price	10-Mar-2021
BOC Approve Authorization of Purchase Price (2021-2517)	11-May-2021
BOC Approve Purchase of Land (2022-1263)	22-Feb-2022
Prepare/Approve PIP Design and Construction	29-Sep-2022
BOC Approve Funding for Design and Construction (2022-2333)	08-Nov-2022
BOC Approve Design Funds (2022-2393) (Pond)	13-Dec-2022
Start Design	15-Feb-2023
Complete Design	03-Aug-2023
Invitation to Bid	04-Aug-2023
Bid Opening	05-Sep-2023
Notice to Proceed	31-Oct-2023
Start Construction	31-Oct-2023
Substantial Completion	29-Oct-2025

PROJECT: 2A.3 FIRE STATION NO. 16

Program	2018-2024 SPLOST
Scope	The Fire Rescue Department has identified Fire Station No. 16 as one of the New Fire Stations needed to adequately serve the county; it will also improve the ISO rating for this area of the county.
Address	2734 Pleasant Wood Drive Decatur, Georgia 30034
District	03
Super District	07



Summary

Category 2A provides funding to construct new fire stations and related capital equipment.

Cost Status

Phase	Budget Authorized			Actual Budget Expended			Remaining Budget Authorized		
	SPLOST	Other	Total	SPLOST	Other	Total	SPLOST	Other	Total
ROW\Property Acquisition	\$280,000		\$280,000	\$280,000		\$280,000	\$0		\$0
Construction Costs									
Total:	\$280,000	\$0	\$280,000	\$280,000	\$0	\$280,000	\$0	\$0	\$0

Schedule

Activity Name	Baseline Start	Forecast/ Actual Start	Variance	Baseline Finish	Forecast/ Actual Finish	Variance
ROW\Property Acquisition		22-Jul-2021			15-Feb-2023	
AE\Design		03-Jul-2023			22-Dec-2023	
Construction		30-Mar-2024			29-Mar-2026	

	2021	2022	2023	2024	2025	2026
ROW\Property Acquisition						
AE\Design						
Construction						

Activities Since Last Period

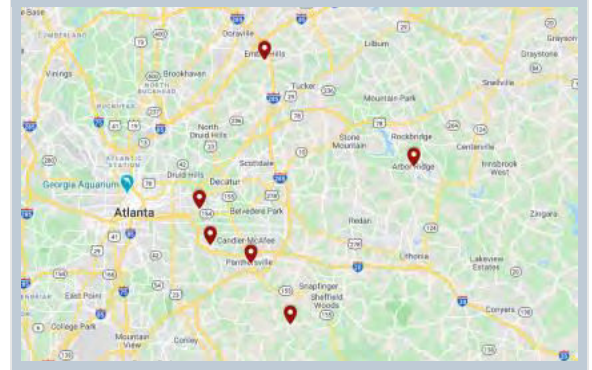
- The budget authorization request for design and construction is in development.

Schedule Milestones

BOC Approval Land Acquisition (2022-2376)	25-Oct-2022
Approve PIP for the Authorization of Purchase Price	12-Jan-2023
Prepare/Approve PIP Design	03-Apr-2023
BOC Approval Design Contract Award (2023-XXXX)	09-May-2023
Start Design	03-Jul-2023
Complete Design	22-Dec-2023
Invitation to Bid	26-Dec-2023
Bid Opening	26-Jan-2024
BOC Approve Construction Contract Award (2022-XXXX)	27-Feb-2024
Notice to Proceed	30-Mar-2024
Start Construction	30-Mar-2024
Substantial Completion	29-Mar-2026

PROJECT: 2B REPAIR FIRE STATIONS AND RELATED CAPITAL EQUIPMENT

Program	2018-2024 SPLOST
Scope	The scope of these projects is to perform maintenance and repairs, including related capital equipment, at fire stations throughout DeKalb County. Scope identified to-date includes fire station roof repairs and replacements and installation, repairs and annual maintenance of fire station alerting systems.
Address	Various Locations
District	01, 02, 03, 04, 05
Super District	06, 07
Construction	Hawk Construction Company, LLC
Vendor	Westnet, Inc.



Summary

Category 2B provides SPLOST funding to make various repairs at fire stations throughout DeKalb County, including related capital equipment. Referendum budget for this category is \$3.1M.

Cost Status

Phase	Budget Authorized			Actual Budget Expended			Remaining Budget Authorized		
	SPLOST	Other	Total	SPLOST	Other	Total	SPLOST	Other	Total
Construction Costs	\$3,100,000		\$3,100,000	\$1,463,986		\$1,463,986	\$1,636,014		\$1,636,014
Total:	\$3,100,000	\$0	\$3,100,000	\$1,463,986	\$0	\$1,463,986	\$1,636,014	\$0	\$1,636,014

Schedule

Activity Name	Baseline Start	Forecast/ Actual Start	Variance	Baseline Finish	Forecast/ Actual Finish	Variance
Program Management	22-Jun-2020	22-Jun-2020		08-Mar-2021	08-Mar-2021	
Procurement	22-Jul-2020	22-Jul-2020		09-Jun-2021	25-Jun-2021	-16
Construction	24-Feb-2021	24-Feb-2021		31-Mar-2023	31-Mar-2023	

* Note: The construction completion baseline and forecast finish dates were updated to reflect the new sub-project (Alerting Systems at DeKalb County Fire Stations).

	2020	2021	2022	2023
Program Management	[Gantt bar: 2020-2021]			
Procurement	[Gantt bar: 2020-2021]			
Construction	[Gantt bar: 2021-2023]			

Activities Since Last Period

- 1 Installation of the Alerting Systems is complete.

Schedule Milestones

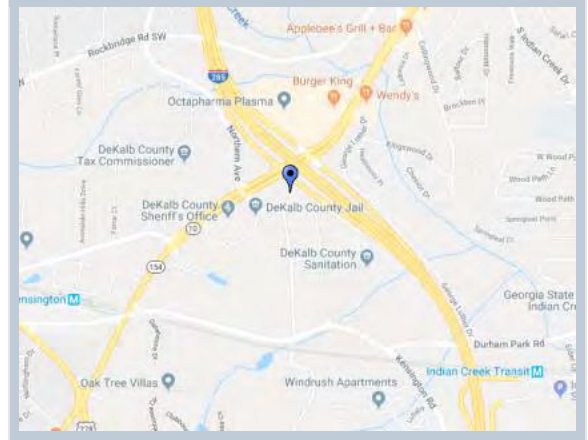
Start Preparation of Budget Estimates - Fire Station Roof Repairs	15-Feb-2019
Complete Budget Estimates - Fire Station Roof Repairs	30-Apr-2019
BOC Approve Annual On-Call Contractors and Funding (2019-3704) - Fire Station Roof Repairs	13-Aug-2019
Approve PIP for additional funding/new scope for new ITB - Fire Station Roof Repairs	21-Jul-2020
Fire Stations Roof Replacement ITB (New Solicitation - NOT for Annual On-Call Contractors)	26-Oct-2020
Pre-Bid Meeting - Fire Station Roof Repairs	12-Nov-2020
Bid Opening - Fire Station Roof Repairs	14-Dec-2020
BOC Approve CO #1 for Reduce On-Call Budget (2021-2027) - Fire Station Roof Repairs	09-Feb-2021

BOC Approve/ Contract Award Construction (2020-1647) (Hawk Construction Co) - Fire Station Roof Repairs	09-Feb-2021
NTP/Start Construction - Fire Station Roof Repairs	24-Feb-2021
Approve PIP - Alerting Systems at DeKalb County Fire Stations	08-Mar-2021
BOC Approve/Contract Award Construction (2021-2314) Westnet, Inc - Alerting Systems	27-Apr-2021
NTP - Alerting Systems at DeKalb County Fire Stations	28-Jun-2021
Start Construction - Alerting Systems at DeKalb County Fire Stations	28-Jun-2021
Substantial Completion - Fire Station Roof Repairs	15-Nov-2021
Substantial Completion - Alerting Systems at DeKalb County Fire Stations	31-Mar-2023

Sub Projects			
Name	District(s) / Super	Status	Comments
Roof Maintenance Repair and Replacement at DeKalb County Fire Stations	01, 02, 03, 04, 05 / 06, 07	Construction Complete	
2B.1.1 Fire Station No. 4 Roof Maintenance Repair and Replacement	05 / 07	Construction Complete	Substantially completed June 2021.
2B.1.2 Fire Station No. 6 Roof Maintenance Repair and Replacement	03 / 06	Construction Complete	Substantially completed June 2021.
2B.1.3 Fire Station No. 18 Roof Maintenance Repair and Replacement	01 / 06	Construction Complete	Substantially completed August 2021.
2B.1.4 Fire Station No. 19 Roof Maintenance Repair and Replacement	01 / 07	Construction Complete	Substantially completed August 2021.
2B.1.5 Fire Station No. 20 Roof Maintenance Repair and Replacement	03 / 06	Construction Complete	Substantially completed August 2021.
2B.1.6 Fire Station No. 25 Roof Maintenance Repair and Replacement	04 / 07	Construction Complete	Substantially completed June 2021.
Alerting Systems at DeKalb County Fire Stations	01, 02, 03, 04, 05 / 06, 07	Installation Complete	Completed March 2023.

PROJECT: 2G.1 BOBBY BURGESS BUILDING A&E NEEDS ASSESSMENT

Program	2018-2024 SPLOST
Scope	The scope of work for this project is currently being defined and will be finalized as results of the space planning studies are published. Proposed scopes include 1) a helicopter operations and storage building; 2) a special ops building similar to the South Dekalb Mall which would house the K-9 Unit, the Bomb Unit, the SWAT Team, Command Common, the Motors Unit, the Step Unit, the Star Unit and the Security Unit; 3) a special ops unit for vehicle storage, including parking; and 4) an evidence storage facility (renovation of the old animal shelter).
Address	3630 Camp Cir Decatur, GA 30032
District	05
Super District	07



Summary

Category 2G provides \$27.3M to repair or replace the Bobby Burgess Building. A PIP was approved in November 2019 to provide a facility condition assessment and space utilization plan for the Bobby Burgess Building (2G) and the County Courthouse and Parking Deck (3I), as well as incorporating plans for the new Public Safety Training Facility (2H). The key outcome of these assessments is to understand the role of SPLOST funded projects in the county's overall facilities master plan and to determine options for repair or relocation of select functions including aviation, evidence storage, backup 911 center, county IT system, police special ops, traffic courts.

Schedule

Activity Name	Baseline Start	Forecast/ Actual Start	Variance	Baseline Finish	Forecast/ Actual Finish	Variance
Program Management		08-Nov-2019			14-Nov-2019	
AE\Design		06-Jan-2020			30-Nov-2023	

	2019	2020	2021	2022	2023
Program Management					
AE\Design					

Activities Since Last Period

- Evaluations for a phased spending plan to address issues at the Bobby Burgess Complex continue.

Schedule Milestones

Approve PIP - Facility Assessment and Space Planning	14-Nov-2019
Facility Condition Assessment and Space Utilization Plan	01-Apr-2023
Design Options/Design Efforts	03-Apr-2023
Reuse/Renovate/Design Coordination and Discussions	03-Apr-2023

PROJECT: 2G.2 BOBBY BURGESS EVIDENCE STORAGE FACILITY

Program	2018-2024 SPLOST
Scope	The scope of this project includes design services, construction and evidence storage equipment related to the conversion of the old DeKalb Animal Control facility located at 845 Camp Circle to a dedicated standalone evidence storage facility.
Address	845 Camp Rd, Decatur, GA 30032
District	05
Super District	07
Design	Pond & Company



Summary

Category 2G provides \$27.3M to repair or replace the Bobby Burgess Building.

Cost Status

Phase	Budget Authorized			Actual Budget Expended			Remaining Budget Authorized		
	SPLOST	Other	Total	SPLOST	Other	Total	SPLOST	Other	Total
AE\Design	\$627,959		\$627,959	\$188,401		\$188,401	\$439,558		\$439,558
Construction Costs	\$298,750		\$298,750	\$291,259		\$291,259	\$7,491		\$7,491
Total:	\$926,709	\$0	\$926,709	\$479,660	\$0	\$479,660	\$447,049	\$0	\$447,049

Schedule

Activity Name	Baseline Start	Forecast/ Actual Start	Variance	Baseline Finish	Forecast/ Actual Finish	Variance
Program Management		30-Sep-2021			30-Sep-2021	
AE\Design		04-Apr-2022			18-Dec-2023	

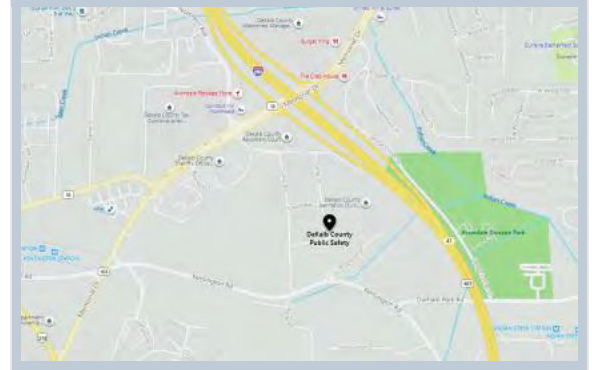
	2021	2022	2023
Program Management			
AE\Design			

Schedule Milestones

Approve PIP - Bobby Burgess Evidence Storage Facility	30-Sep-2021
PO Received - Design (Pond)	23-Mar-2022

PROJECT: 2H.1 PLANNING AND DESIGN FOR PUBLIC SAFETY TRAINING FACILITY

Program	2018-2024 SPLOST
Scope	This project will provide planning and design for new public safety training facility. Detailed scope of work has not been defined.
Address	Location TBD



Summary

Category 2H provides \$1.2M for planning and design of the public safety training facility.

Schedule

Activity Name	Baseline Start	Forecast/ Actual Start	Variance	Baseline Finish	Forecast/ Actual Finish	Variance
Program Management		08-Nov-2019			14-Nov-2019	
AE\Design		06-Jan-2020			30-Jun-2023	
	2019	2020	2021	2022	2023	
Program Management						
AE\Design						

Activities Since Last Period

- 1 Further research needed into long range departmental needs.

Schedule Milestones

Approve PIP - Facility Assessment and Space Planning	14-Nov-2019
--	-------------

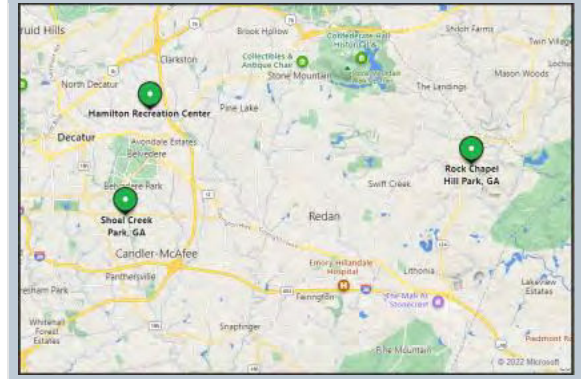


Sub Projects

Name	District(s) / Super	Status	Comments
Exchange Park Athletic Field Renovations	03 / 07	In Construction	
Wade Walker Park Athletic Field Renovations	04 / 07	In Progress	
Midway Park Athletic Field Renovations	03 / 07	In Progress	
Shoal Creek 1 Park Athletic Field Renovations	03 / 07	In Progress	

PROJECT: 3A.14 ATHLETIC SCOREBOARDS AT DEKALB COUNTY ATHLETIC FIELDS

Program	2018-2024 SPLOST
Scope	Project scope includes the purchase and installation of new scoreboards at athletic fields in various DeKalb County parks.
Address	400 Glendale Rd, Scottdale, GA 30079 1116 Rock Chapel Rd, Lithonia, GA 30058 3642 Glenwood Rd, Decatur, GA 30032
District	03, 04, 05
Super District	06, 07
Vendor	Nevco Sports, LLC



Summary

This category provides for improvements at DeKalb County Athletic Fields.

Cost Status

Phase	Budget Authorized			Actual Budget Expended			Remaining Budget Authorized		
	SPLOST	Other	Total	SPLOST	Other	Total	SPLOST	Other	Total
Construction Costs	\$110,612		\$110,612	\$55,658		\$55,658	\$54,954		\$54,954
Total:	\$110,612	\$0	\$110,612	\$55,658	\$0	\$55,658	\$54,954	\$0	\$54,954

Schedule

Activity Name	Baseline Start	Forecast/ Actual Start	Variance	Baseline Finish	Forecast/ Actual Finish	Variance
Program Management		26-Jul-2022			13-Oct-2022	
Construction		18-Oct-2022			23-Mar-2023	

	2022	2023	2024
Program Management			
Construction			

Activities Since Last Period

- 1 Installation of Athletic Scoreboards at Hamilton, Rock Chapel and Shoal Creek Parks was completed in March 2023.

Schedule Milestones

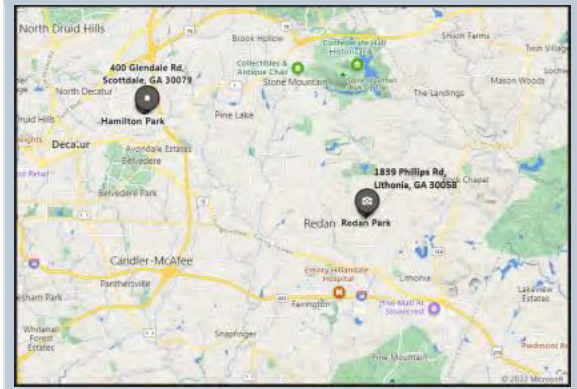
Approve PIP	27-Jul-2022
BOC Approval Athletic Scoreboards at DeKalb County Athletic Fields (2022-1942)	27-Sep-2022
Approve PIP - Revised	13-Oct-2022
Start Construction - Athletic Scoreboards at Shoal Creek Park	18-Oct-2022
NTP/Start Construction	18-Oct-2022
Start Construction - Athletic Scoreboards at Hamilton Park	18-Oct-2022
Start Construction - Athletic Scoreboards at Rock Chapel Park	18-Oct-2022
Construction Complete - Athletic Scoreboards at Shoal Creek Park	23-Mar-2023
Construction Complete - Athletic Scoreboards at Chapel Park	23-Mar-2023
Substantial Completion	23-Mar-2023
Construction Complete - Athletic Scoreboards at Hamilton Park	23-Mar-2023

Sub Projects

Name	District(s) / Super	Status	Comments
3A.14.1 - Athletic Scoreboards at Hamilton Park	04 / 06	Installation Complete	Completed March 2023.
3A.14.2 - Athletic Scoreboards at Rock Chapel Park	05 / 07	Installation Complete	Completed March 2023.
3A.14.3 - Athletic Scoreboards at Shoal Creek Park	03 / 07	Installation Complete	Completed March 2023.

PROJECT: 3A.15 ATHLETIC FIELD RENOVATIONS AT HAMILTON AND REDAN PARKS

Program	2018-2024 SPLOST
Scope	Scope consists of the construction and renovation of athletic fields at Redan Park and at Hamilton Park including the demolition of existing fields, new irrigation systems, new fencing, sod, ballfield amenities and other items as required.
Address	1839 Phillips Road, Lithonia, GA 30058 400 Glendale Road, Scottdale, GA 30079
District	04, 05
Super District	06, 07



Project Features

Scope consists of the construction and renovation of athletic fields at Redan Park and at Hamilton Park including the demolition of existing fields, new irrigation systems, new fencing, sod, ballfield amenities and other items as required.

Summary

This category provides for improvements at DeKalb County Athletic Fields.

Schedule

Activity Name	Baseline Start	Forecast/ Actual Start	Variance	Baseline Finish	Forecast/ Actual Finish	Variance
Program Management		26-Jul-2022			27-Jul-2022	
Construction		01-Aug-2023			30-Aug-2024	
		2022		2023		2024
Program Management						
Construction						

Schedule Milestones

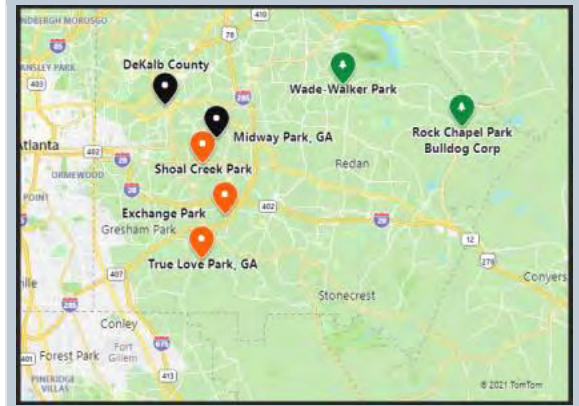
Approve PIP	27-Jul-2022
BOC Approval Athletic Field Renovations at Hamilton and Redan Parks (2023-XXXX)	09-May-2023
NTP/Start Construction	01-Aug-2023
Start Construction - Athletic Field Renovations at Hamilton Park	01-Aug-2023
Start Construction - Athletic Field Renovations at Redan Park	01-Aug-2023
Construction Complete - Athletic Field Renovations at Hamilton Park	30-Aug-2024
Construction Complete - Athletic Field Renovations at Redan Park	30-Aug-2024
Substantial Completion	30-Aug-2024

Sub Projects

Name	District(s) / Super	Status	Comments
3A.15.1 - Athletic Field Renovations at Hamilton Park	04 / 06	Not Started	
3A.15.1 - Athletic Field Renovations at Redan Park	05 / 07	Not Started	

PROJECT: 3B.3 ATHLETIC AND RECREATION FACILITIES MODERNIZATIONS AND UPGRADES

Program	2018-2024 SPLOST
Scope	SPLOST funds will be utilized for modernizations and upgrades to concession buildings, pavilions, recreation center and field houses within the DeKalb Park System.
District	03, 04, 05
Super District	06, 07
Construction	Autaco Development; Southeastern Surfaces & Equipment



Summary

SPLOST funds will be utilized for modernizations and upgrades to concession buildings, pavilions, recreation center and field houses within the DeKalb Park System.

Cost Status

Phase	Budget Authorized			Actual Budget Expended			Remaining Budget Authorized		
	SPLOST	Other	Total	SPLOST	Other	Total	SPLOST	Other	Total
Construction Costs	\$3,116,295		\$3,116,295	\$592,192		\$592,192	\$2,524,103		\$2,524,103
Total:	\$3,116,295	\$0	\$3,116,295	\$592,192	\$0	\$592,192	\$2,524,103	\$0	\$2,524,103

Schedule

Activity Name	Baseline Start	Forecast/ Actual Start	Variance	Baseline Finish	Forecast/ Actual Finish	Variance
Procurement		09-Feb-2021			03-Apr-2023	
Construction		05-Apr-2021			17-Apr-2024	

	2021	2022	2023	2024
Procurement	[Progress bar showing activity from early 2021 to early 2023]			
Construction	[Progress bar showing activity from early 2021 to mid-2024]			

Schedule Milestones

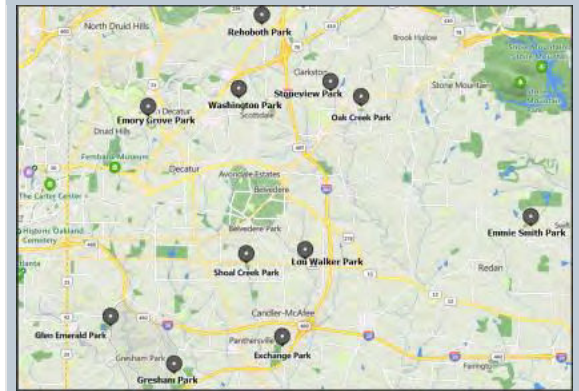
Notice to Proceed	29-Mar-2021
Start Construction - Gresham Park Concession Building (Autaco)	05-Apr-2021
Start Construction - Exchange Facility Improvements (Autaco) (Front Roof Drain Assessment)	12-Apr-2021
Approve PIP (Exchange Park Center Gymnasium Floor Improvements)	26-May-2021
Substantial Completion - Gresham Park Concession Building	30-Jun-2021
Substantial Completion - Exchange Facility Improvements (Front Roof Drain Assessment)	23-Jul-2021
BOC Approve Construction Contractor and Funding (2021-2574)(Exchange Park Center Gymnasium Floor Improvements)	27-Jul-2021
Start Construction - Exchange Park Center Gymnasium Floor Improvements	08-Nov-2021
Substantial Completion - Exchange Park Center Gymnasium Floor Improvements	10-Dec-2021
BOC Approval of Annual On-Call Renewal (2 of 2) - Athletic & Recreation Facilities Modernizations & Upgrades (2022-1594)	28-Jun-2022
BOC Approval Midway Park Football Press Box Storage/Scorekeeper Booth Funding (2022-1751) (Romtec, Inc.)	26-Jul-2022
BOC Approval Exchange Park Pavilion Restrooms Three Buildings Installation (2022-1751) (Romtec, Inc.)	26-Jul-2022
Start Construction - Midway Park Concession	21-Sep-2022
BOC Approval On-Call Roof Repairs (2022-2132)	25-Oct-2022

Substantial Completion - Midway Park Concession	17-Feb-2023
Start Construction - Redan Park Modernizations and Upgrades	18-Apr-2023
Start Construction - Wade Walker Park Football Fieldhouse	18-Apr-2023
Start Construction - Exchange Park Pavilion Restrooms	05-Jun-2023
Start Construction - Midway Park Football Press Box	15-Jun-2023
Start Construction - Exchange Park Baseball Pavilion	15-Jun-2023
Start Construction - Shoal Creek I Park Concession	15-Jun-2023
Start Construction - Wade Walker Park Baseball Concession	15-Jun-2023
Start Construction - Wade Walker Park Soccer Concession	15-Jun-2023
Start Construction - Rock Chapel Park Concession	15-Jun-2023
Start Construction - Lithonia Park Bathhouse Modernizations and Upgrades	07-Jul-2023
Start Construction - Truelove Park Concession	07-Jul-2023
Start Construction - Shoal Creek II Park Shelter Replacement	19-Aug-2023
Substantial Completion - Midway Park Football Press Box	29-Nov-2023
Substantial Completion - Redan Park Modernizations and Upgrades	16-Dec-2023
Substantial Completion - Wade Walker Park Football Fieldhouse	16-Dec-2023
Substantial Completion - Exchange Park Pavilion Restrooms	02-Feb-2024
Substantial Completion - Exchange Park Baseball Pavilion	12-Feb-2024
Substantial Completion - Shoal Creek I Park Concession	12-Feb-2024
Substantial Completion - Wade Walker Park Baseball Concession	12-Feb-2024
Substantial Completion - Rock Chapel Park Concession	12-Feb-2024
Substantial Completion - Wade Walker Park Soccer Concession	12-Feb-2024
Substantial Completion - Lithonia Park Bathhouse Modernizations and Upgrades	05-Mar-2024
Substantial Completion - Truelove Park Concession	05-Mar-2024
Substantial Completion - Shoal Creek II Park Shelter Replacement	17-Apr-2024

Sub Projects			
Name	District(s) / Super	Status	Comments
3B.3.1 Wade Walker Park Football Fieldhouse Modernizations and Upgrades	04 / 07	Not Started	
3B.3.2 Wade Walker Park Baseball Concession Modernizations and Upgrades	04 / 07	Not Started	
3B.3.3 Wade Walker Park Soccer Concession Modernizations and Upgrades	04 / 07	Not Started	
3B.3.4 Rock Chapel Park Concession Modernizations and Upgrades	05 / 07	Not Started	
3B.3.5 Shoal Creek I Park Concession Modernizations and Upgrades	03 / 07	Not Started	
3B.3.6 Shoal Creek II Park Shelter Replacement	03 / 07	Not Started	
3B.3.7 Truelove Park Concession Modernizations and Upgrades	03 / 06	Not Started	
3B.3.8 Midway Park Concession Modernizations and Upgrades	03 / 07	Construction Complete	
3B.3.9 Midway Park Football Press Box Modernizations and Upgrades	03 / 07	Not Started	
3B.3.10 Exchange Park Pavilion Restroom Modernizations and Upgrades	03 / 07	Not Started	
3B.3.11 Exchange Park Baseball Pavilion Modernizations and Upgrades	03 / 07	Not Started	
3B.3.12 Exchange Facility Drainage Improvements	03 / 07	Construction Complete	
3B.3.13 Gresham Park Concession Building Modernizations and Upgrades	03 / 06	Construction Complete	
3B.3.14 Exchange Park Center Gymnasium Floor Improvements	03 / 07	Construction Complete	
3B.3.15 Redan Park Improvements	05 / 07	Not Started	
3B.3.16 Lithonia Park Bathhouse Modernizations and Upgrades	05 / 07	Not Started	
3B.3.99 Athletic and Recreation Facilities Unallocated	01, 02, 03, 04, 05 / 06, 07	Not Started	

PROJECT: 3B.4 ATHLETIC AND RECREATION FACILITIES PAVILIONS, SHELTERS AND SHADE STRUCTURES IMPROVEMENTS

Program	2018-2024 SPLOST
Scope	Scope includes the purchase, installation, site preparation and all things ancillary needed to complete the installation, repair and maintenance of pavilions, gazebos, shelters, walkway covers and shade structures at twelve (12) DeKalb County Parks.
Address	Various locations in DeKalb County
District	02, 03, 04, 05
Super District	06, 07
Construction	Hasley Recreation and Design, Inc; Romtec, Inc.



Summary

SPLOST funds will be used for the purchase, installation, site preparation and all things ancillary needed to complete the installation, repair and maintenance of pavilions, gazebos, shelters, walkway covers and shade structures at DeKalb County Parks.

Cost Status

Phase	Budget Authorized			Actual Budget Expended			Remaining Budget Authorized		
	SPLOST	Other	Total	SPLOST	Other	Total	SPLOST	Other	Total
Construction Costs	\$1,225,000		\$1,225,000	\$500,468		\$500,468	\$724,532		\$724,532
Total:	\$1,225,000	\$0	\$1,225,000	\$500,468	\$0	\$500,468	\$724,532	\$0	\$724,532

Schedule

Activity Name	Baseline Start	Forecast/ Actual Start	Variance	Baseline Finish	Forecast/ Actual Finish	Variance
Program Management		23-Sep-2021			05-Oct-2021	
Construction		01-Jun-2022			27-Nov-2023	

	2021	2022	2023
Program Management	█		
Construction			

Schedule Milestones

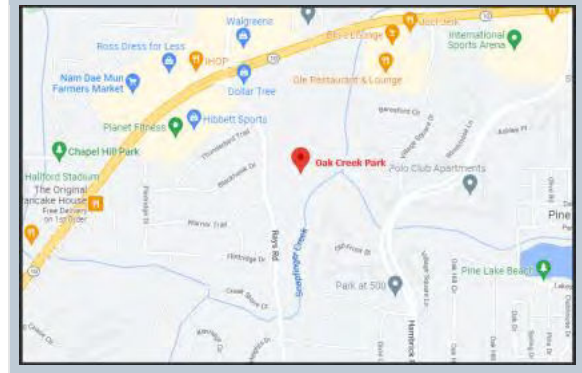
Approve PIP Construction	05-Oct-2021
BOC Approve Purchase, Installation, and Maintenance (2021-3150)	21-Dec-2021
NTP/Start Construction	01-Jun-2022
Start Construction - Glen Emerald Park	01-Jun-2022
Start Construction - Exchange Park Entrance	13-Jun-2022
BOC Approval of Annual On-Call Renewal (2 of 2) - Pavilions, Shelters and Shade Structures Improvements 2022-1594)	28-Jul-2022
Start Construction - Shoal Creek II Park	10-Oct-2022
Start Construction - Washington Park	01-Dec-2022
Construction Complete - Glen Emerald Park	06-Jan-2023
Construction Complete - Shoal Creek II Park	06-Jan-2023
Construction Complete - Washington Park	06-Jan-2023
Start Construction - Emory Grove Park	01-Apr-2023
Start Construction - Emmie Smith Park	21-May-2023
Construction Complete - Emory Grove Park	19-Jun-2023

Start Construction - Stoneview Park	10-Jul-2023
Start Construction - Exchange Park at Baseball Fields	21-Jul-2023
Construction Complete - Emmie Smith Park	08-Aug-2023
Construction Complete - Exchange Park Entrance	19-Aug-2023
Start Construction - Gresham Park	29-Aug-2023
Start Construction - Lou Walker Park	29-Aug-2023
Start Construction - Cedar Park	29-Aug-2023
Start Construction - County Line Park	09-Sep-2023
Construction Complete - Stoneview Park	27-Sep-2023
Construction Complete - Exchange Park at Baseball Fields	08-Oct-2023
Construction Complete - Gresham Park	16-Nov-2023
Construction Complete - Cedar Park	16-Nov-2023
Construction Complete - Lou Walker Park	16-Nov-2023
Substantial Completion	27-Nov-2023
Construction Complete - County Line Park	27-Nov-2023

Sub Projects			
Name	District(s) / Super	Status	Comments
3B.4.1 Exchange Park Entrance Pavilions, Shelters and Shade Structures	03 / 07	In Progress	
3B.4.2 Shoal Creek II Park Pavilions, Shelters and Shade Structures	03 / 07	Construction Complete	
3B.4.3 Glen Emerald Park Pavilions, Shelters and Shade Structures	03 / 06	Construction Complete	
3B.4.4 County Line Park Pavilions, Shelters and Shade Structures	03 / 07	In Progress	
3B.4.5 Emory Grove Park Pavilions, Shelters and Shade Structures	02 / 06	In Progress	
3B.4.6 Gresham Park Pavilions, Shelters and Shade Structures	03 / 06	Design Phase	
3B.4.7 Exchange Park at Baseball Fields Pavilions, Shelters and Shade Structures	03 / 07	In Progress	
3B.4.8 Emmie Smith Park Pavilions, Shelters and Shade Structures	05 / 07	Design Phase	
3B.4.9 Lou Walker Park Pavilions, Shelters and Shade Structures	03 / 07	Design Phase	
3B.4.10 Cedar Park Pavilions, Shelters and Shade Structures	04 / 06	Design Phase	
3B.4.11 Washington Park Pavilions, Shelters and Shade Structures	04 / 06	Construction Complete	
3B.4.12 Stoneview Park Pavilions, Shelters and Shade Structures	04 / 06	Design Phase	
Athletic and Recreation Facilities Pavilions, Shelters and Shade Structures Improvements Unallocated	02, 03, 04, 05 / 06, 07	Not Started	

PROJECT: 3C.16 A/E SERVICES FOR PARKS, PLAYGROUNDS, AND RECREATIONAL AREAS

Program	2018-2024 SPLOST
Scope	This project consists of providing on-call, comprehensive architectural and engineering services including, but not be limited to: architecture, engineering, and landscape architecture, technical specification development, master planning/site planning, site surveying, historic preservation, civil engineering, structural engineering, electrical engineering, mechanical engineering, plumbing, electrical and HVAC, irrigation design, cost estimating and construction administration.
Design	Pond & Company; Lose Design; Foresite Group; Wood Environment & Infrastructure Solutions



Summary

This category provides for improvements at DeKalb County parks, playgrounds, and recreational areas.

Cost Status

Phase	Budget Authorized			Actual Budget Expended			Remaining Budget Authorized		
	SPLOST	Other	Total	SPLOST	Other	Total	SPLOST	Other	Total
AE\Design	\$46,000		\$46,000	\$32,400		\$32,400	\$13,600		\$13,600
Future/Undistributed	\$9,500		\$9,500				\$9,500		\$9,500
Total:	\$55,500	\$0	\$55,500	\$32,400	\$0	\$32,400	\$23,100	\$0	\$23,100

Schedule

Activity Name	Baseline Start	Forecast/ Actual Start	Variance	Baseline Finish	Forecast/ Actual Finish	Variance
Program Management		02-Jan-2019			19-Jan-2019	
AE\Design		11-May-2022			01-Jun-2023	

	2019	2020	2021	2022	2023
Program Management	█				
AE\Design				█	

Schedule Milestones

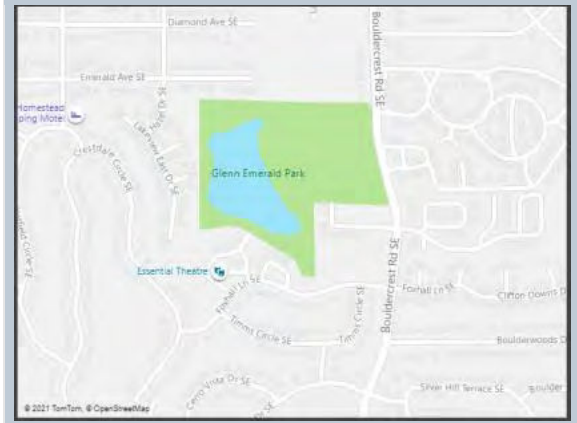
Approve PIP	19-Jan-2019
BOC Approval Annual On-Call A/E Contracts (1 of 3) (2019-3932) (Pond, Lose Design, Foresite, Wood)	27-Aug-2019
BOC Approval Annual On-Call A/E Contract Renewal (2 of 3) (2020-0684) (Pond, Lose Design, Foresite, Wood)	11-Aug-2020
BOC Approval Annual On-Call A/E Contract Renewal (3 of 3) (2021-2758) (Pond, Lose Design, Foresite, Wood)	10-Aug-2021
Start Design - Oak Creek Park Playground and Pavilion	11-May-2022
Start Design - A/E Services	11-May-2022
Design Complete - Oak Creek Park Playground and Pavilion	01-Jun-2023
Design Complete - A/E Services	01-Jun-2023

Sub Projects

Name	District(s) / Super	Status	Comments
3C.16.1 Oak Creek Park Playground and Pavilion	04 / 06	Design Phase	
Parks Playgrounds and Recreational Areas Unallocated		Not Started	

PROJECT: 3C.17 GLEN EMERALD DAM AND TRAIL IMPROVEMENTS

Program	2018-2024 SPLOST
Scope	Provide funding for trail improvements as part of the rehabilitation and re-construction a Category I dam at Glen Emerald Park. These improvements consist of a mulched walking surface, two lake access points, invasive species removal, and pedestrian furniture will be included. The dam and trail improvements will bring Glen Emerald Lake and Dam into compliance with the current Georgia Safe Dams Program (GSDP) requirements.
District	03
Super District	06
Design	Kimley-Horn and Associates, Inc.
Construction	Reeves Young LLC



Summary

The Glen Emerald Lake Dam is currently categorized as a Category I (high hazard) Dam due to the potential flooding and loss of life should failure occur. In order to complete the repairs to the Dam, it was determined in the best interest of the County to apply for a loan from GEFA. On January 25, 2021, GEFA approved the loan in an amount not to exceed \$3,000,000.00. SPLOST funds in the amount of \$438,797.14 and District 6 funds in the amount of \$32,116.49 are proposed to complete trail improvements at the Dam. An additional \$61,250 in SPLOST funds was approved for necessary tree removal not identified in original scope.

Cost Status

Phase	Budget Authorized			Actual Budget Expended			Remaining Budget Authorized		
	SPLOST	Other	Total	SPLOST	Other	Total	SPLOST	Other	Total
Construction Costs	\$500,047	\$3,428,674	\$3,928,722	\$400,500	\$2,857,497	\$3,257,997	\$99,547	\$571,177	\$670,725
Total:	\$500,047	\$3,428,674	\$3,928,722	\$400,500	\$2,857,497	\$3,257,997	\$99,547	\$571,177	\$670,725

Schedule

Activity Name	Baseline Start	Forecast/ Actual Start	Variance	Baseline Finish	Forecast/ Actual Finish	Variance
Construction	20-Apr-2021	20-Apr-2021		30-Jun-2023	30-Jun-2023	

* Note: Construction schedule dates are for the Dam Rehabilitation and Re-construction. The SPLOST funded Trail Improvements are anticipated to begin at the last portion of this project. The construction completion baseline date was updated due to a contract time extension approved by the BOC.

	2021	2022	2023
Construction			

Activities Since Last Period

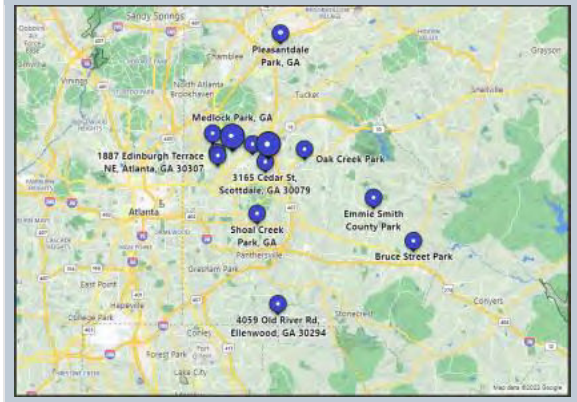
- 1 Construction of the dam and trail improvements continued.

Schedule Milestones

Reeves & Young Contract Awarded (2020-0697)	10-Nov-2020
BOC Approve GEFA Loan (2021-2149)	23-Feb-2021
BOC Approve CO #1 SPLOST Funding for Trail (2021-2151)	23-Feb-2021
NTP/Start Construction	20-Apr-2021
BOC Approve CO #2 for additional time and funding (2021-2576)	25-May-2021
Original Substantial Completion - Reeves & Young Contract Expiration	31-Dec-2021
BOC Approval CO #3 Increase Contract Funds & Time Extension (2022-2242) (Reeves Young)	25-Oct-2022
Revised Substantial Completion - CO#3 - Reeves & Young Contract Expiration	30-Jun-2023
Expected Completion	30-Jun-2023

PROJECT: 3C.18 PARKS, PLAYGROUNDS AND RECREATIONAL AREAS (14 PARKS)

Program	2018-2024 SPLOST
Scope	Scope includes improvements to Parks, Playgrounds and Recreational areas at various parks in DeKalb County. This work includes upgrades to recreational area, playground equipment and site work and pavilion and shade structures.
Address	See subproject details
District	01, 02, 03, 04, 05
Super District	06, 07
Vendor	Kompan, Inc. Playpower, Inc. PlaySouth Playground Creators



Summary

Category 3C provides improvements to existing parks, playgrounds, and recreational areas, as well as establishing new parks.

Cost Status

Phase	Budget Authorized			Actual Budget Expended			Remaining Budget Authorized		
	SPLOST	Other	Total	SPLOST	Other	Total	SPLOST	Other	Total
Construction Costs	\$2,341,970		\$2,341,970	\$653,343		\$653,343	\$1,688,628		\$1,688,628
Total:	\$2,341,970	\$0	\$2,341,970	\$653,343	\$0	\$653,343	\$1,688,628	\$0	\$1,688,628

Schedule

Activity Name	Baseline Start	Forecast/ Actual Start	Variance	Baseline Finish	Forecast/ Actual Finish	Variance
Program Management		15-Mar-2022			16-Mar-2022	
Construction		15-Nov-2022			29-Aug-2024	
		2022		2023		2024
Program Management						
Construction						

Activities Since Last Period

1 Shoal Creek III, Emmie Smith, WD Thomson, Bruce and Washington Parks Playgrounds are under contract.

Schedule Milestones

Approve PIP	16-Mar-2022
BOC Approval for Cooperative Agreement (2022-1502) (Kompan Inc.)	10-May-2022
PO Received - Princeton Park Playground (Kompan)	28-Jun-2022
BOC Approval for Cooperative Agreement (2022-1625) (PlayPower)	28-Jun-2022
BOC Approval for Cooperative Agreement (2022-1887) (BCI Burke Company)	13-Sep-2022
PO Received - Bruce Street Park Playground (PlaySouth Playground Creators)	24-Oct-2022
PO Received - Medlock Park Playground (PlaySouth Playground Creators)	24-Oct-2022
PO Received - Washington Park Playground (PlaySouth Playground Creators)	24-Oct-2022
Start Construction - Princeton Park Playground	15-Nov-2022
NTP/Start Construction	15-Nov-2022
Start Construction - Medlock Park Playground	09-Jan-2023
Substantial Completion - Princeton Park Playground	13-Jan-2023
Substantial Completion - Medlock Park Playground	31-Jan-2023
Start Construction - Bruce Street Park Playground	20-Feb-2023



Start Construction - Washington Park Playground	01-Mar-2023
Substantial Completion - Bruce Street Park Playground	10-Mar-2023
Start Construction - Shoal Creek 3 Park Playground	01-Apr-2023
PO Received - Emmie Smith Park Playground (PlayPower, Inc.)	03-Apr-2023
PO Received - WD Thomson Park Playground (PlayPower, Inc.)	03-Apr-2023
PO Received - Shoal Creek 3 Park Playground (PlayPower, Inc.)	03-Apr-2023
Start Construction - Emmie Smith Park Playground	15-Apr-2023
BOC Approval CO #1 (2023-0349)	25-Apr-2023
New Start Construction - Medlock Park Playground	01-May-2023
Start Construction - WD Thomson Park Playground	01-May-2023
Substantial Completion - Washington Park Playground	29-May-2023
Substantial Completion - Shoal Creek 3 Park Playground	29-Jun-2023
New Substantial Completion - Medlock Park Playground	30-Jun-2023
Start Construction - Shoal Creek 2 Park Playground	01-Jul-2023
Substantial Completion - Emmie Smith Park Playground	13-Jul-2023
Substantial Completion - WD Thomson Park Playground	29-Jul-2023
Start Construction - Oak Creek Park Playground	01-Aug-2023
Substantial Completion - Shoal Creek 2 Park Playground	28-Sep-2023
Substantial Completion - Oak Creek Park Playground	29-Oct-2023
Start Construction - County Line Park Playground	01-Jun-2024
Start Construction - Emory Grove Park Playground	01-Jun-2024
Start Construction - Cedar Park Playground	01-Jun-2024
Start Construction - Pleasantdale Park Playground	01-Jun-2024
Start Construction - Tobie Grant Park Playground	01-Jun-2024
Substantial Completion - Tobie Grant Park Playground	29-Aug-2024
Substantial Completion - Pleasantdale Park Playground	29-Aug-2024
Substantial Completion	29-Aug-2024
Substantial Completion - Cedar Park Playground	29-Aug-2024
Substantial Completion - Emory Grove Park Playground	29-Aug-2024
Substantial Completion - County Line Park Playground	29-Aug-2024

Sub Projects			
Name	District(s) / Super	Status	Comments
3C.18.1 Shoal Creek 3 Park Playground	03 / 07	In Construction	Awarded 6/28/2022.
3C.18.2 Pleasantdale Park Playground	01 / 07	Purchasing	
3C.18.3 Oak Creek Park Playground	04 / 06	Design Phase	
3C.18.4 Emmie Smith Park Playground	05 / 07	In Construction	Awarded 6/28/2022.
3C.18.5 Emory Grove Park Playground	02 / 06	Purchasing	
3C.18.6 Princeton Park Playground	04 / 07	Construction Complete	Completed 13-Jan-2023
3C.18.7 Cedar Park Playground	04 / 06	Purchasing	
3C.18.8 Medlock Park Playground	02 / 06	Construction Complete	Completed 31-Jan-2023
3C.18.9 Washington Park Playground	04 / 06	In Construction	Awarded 9/13/2022.
3C.18.10 Bruce Street Park Playground	05 / 07	In Construction	Awarded 9/13/2022.
3C.18.11 County Line Park Playground	03 / 07	Purchasing	
3C.18.12 Shoal Creek 2 Park Playground	03 / 07	Purchasing	
3C.18.13 WD Thomson Park Playground	02 / 06	In Construction	Awarded 6/28/2022.
3C.18.14 Tobie Grant Park Playground	04 / 06	Purchasing	



Emmie Smith Park Playground Rendering



Shoal Creek Park Playground Rendering



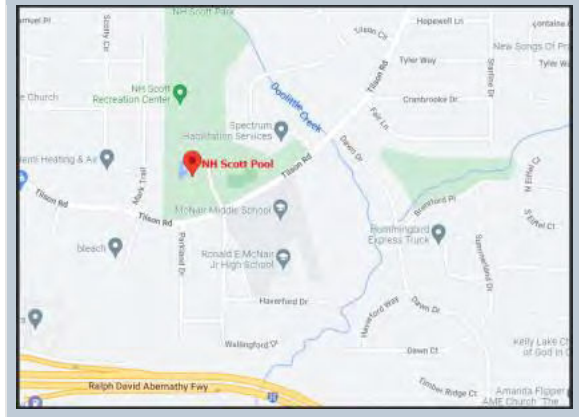
WD Thomson Park Playground Rendering



WD Thomson Park Playground Rendering

PROJECT: 3D.2 NH SCOTT PARK POOL RENOVATIONS AND UPGRADES

Program	2018-2024 SPLOST
Scope	Renovations and upgrades to the pool facilities at the NH Scott Park. The scope of work for the buildings includes the design, purchase and installation of pool & aquatic buildings, shower houses and multi-purpose buildings. The scope of work for the pool includes the replacement/reconstruction of the existing pool.
Address	2230 Tilson Rd Decatur GA 30032
District	03
Super District	06
Construction	Romtec, Inc.



Summary

Category 3D provides for various improvements at Pools and Aquatic Centers throughout Dekalb County at a total referendum budget of \$3.95M.

Cost Status

Phase	Budget Authorized			Actual Budget Expended			Remaining Budget Authorized		
	SPLOST	Other	Total	SPLOST	Other	Total	SPLOST	Other	Total
Construction Costs	\$3,735,000		\$3,735,000	\$305,904		\$305,904	\$3,429,096		\$3,429,096
Total:	\$3,735,000	\$0	\$3,735,000	\$305,904	\$0	\$305,904	\$3,429,096	\$0	\$3,429,096

Schedule

Activity Name	Baseline Start	Forecast/ Actual Start	Variance	Baseline Finish	Forecast/ Actual Finish	Variance
Program Management		31-Aug-2021			01-Sep-2021	
PE\Design		31-Jan-2022			31-Aug-2022	
Construction		11-May-2022			07-Jun-2024	

	2021	2022	2023	2024
Program Management				
PE\Design				
Construction				

Activities Since Last Period

- Design and permitting for the construction of the new pool continues.

Schedule Milestones

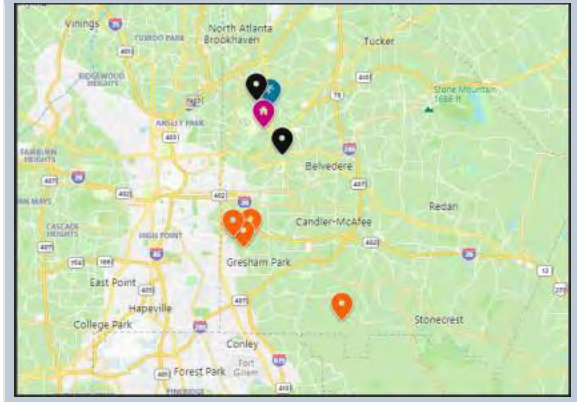
Approve PIP (Design and Construction)	01-Sep-2021
BOC Approve NH Scott Pool - Buildings Contract (2022-1126) (Romtec Inc.)	08-Mar-2022
NTP/Start Construction - NH Scott Pool Renovations and Upgrades - Buildings	11-May-2022
BOC Approve Change Order #5 Multi-Year General Contractor Services (2023-0060)	28-Feb-2023
NTP/Start Construction - NH Scott Pool Renovations and Upgrades - Pool	08-Dec-2023
Substantial Completion - NH Scott Pool Renovations and Upgrades - Buildings	31-Jan-2024
Substantial Completion - NH Scott Pool Renovations and Upgrades - Pool	07-Jun-2024

Sub Projects

Name	District(s) / Super	Status	Comments
NH Scott Pool Renovations and Upgrades - Buildings	03 / 06	In Construction	
NH Scott Pool Renovations and Upgrades - Pool	03 / 06	Design Phase	

PROJECT: 3G TENNIS COURT AND BASKETBALL COURT RESURFACING

Program	2018-2024 SPLOST
Scope	Tennis and Basketball Courts Repair and Replacement for various parks identified by Parks and Recreation Department. Total Referendum budget for this category is \$2.15 million.
District	02, 03
Super District	06, 07
Construction	McGrath Industries dba Talbot Tennis, Inc.



Summary

This category provides resurfacing of various athletic courts throughout DeKalb County.

Cost Status

Phase	Budget Authorized			Actual Budget Expended			Remaining Budget Authorized		
	SPLOST	Other	Total	SPLOST	Other	Total	SPLOST	Other	Total
Construction Costs	\$1,635,758		\$1,635,758	\$1,001,419		\$1,001,419	\$634,339		\$634,339
Total:	\$1,635,758	\$0	\$1,635,758	\$1,001,419	\$0	\$1,001,419	\$634,339	\$0	\$634,339

Schedule

Activity Name	Baseline Start	Forecast/ Actual Start	Variance	Baseline Finish	Forecast/ Actual Finish	Variance
Program Management	18-Aug-2020	18-Aug-2020		19-Aug-2020	19-Aug-2020	
Procurement	20-Aug-2020	20-Aug-2020		10-Jun-2021	10-Jun-2021	
Construction	11-Jun-2021	11-Jun-2021		31-Dec-2022	27-Oct-2023	-300

* Note: The construction completion baseline date was updated due to a contract time extension approved by the BOC.

	2020	2021	2022	2023
Program Management				
Procurement				
Construction				

Activities Since Last Period

1 A new vendor was approved, and construction of the remaining tennis courts is anticipated to begin in 2023.

Schedule Milestones

Approve PIP	19-Aug-2020
Invitation to Bid	02-Nov-2020
Bid Opening	13-Jan-2021
BOC Approval/ Contract Award (2021-2140 and 2021-2141)	13-Apr-2021
NTP Tennis Courts Resurfacing	11-Jun-2021
NTP Basketball Courts Resurfacing	11-Jun-2021
BOC Approval CO #1 (Add Funding/ Extend Contract/ Add Two New Projects) (2021-3017)	14-Sep-2021
BOC Approve CO#1 Contract Term Extension (2021-3151)	09-Nov-2021
Substantial Completion - Basketball Courts Resurfacing	15-Jun-2022
BOC Approval Cooperative Agreement (Sig. Tennis Courts) (2023-0157)	28-Feb-2023
Substantial Completion - Tennis Courts Resurfacing	27-Oct-2023

Sub Projects			
Name	District(s) / Super	Status	Comments
Tennis Court Resurfacing	02, 03 / 06, 07	In Progress	
Midway Park Tennis Court Resurfacing	03 / 07	On Hold	Pending new contract.
Wade Walker Park Tennis Court Resurfacing	04 / 07	Construction Complete	
Shoal Creek 2 Park Tennis Court Resurfacing	03 / 07	Construction Complete	
Glen Emerald Park Tennis Court Resurfacing	03 / 06	Construction Complete	
Bouldercrest Park Tennis Court Resurfacing	03 / 06	Construction Complete	
Emory Grove Park Tennis Court Resurfacing	02 / 06	On Hold	Pending new contract.
Dekalb Tennis at Mason Mill Park Tennis Court Resurfacing	02 / 06	Construction Complete	
Dottie Bridges Tennis Center Tennis Court Resurfacing	03 / 07	In Progress	
WD Thomson Park Tennis Court Resurfacing	02 / 06	On Hold	Pending new contract.
Basketball Court Resurfacing	03 / 06, 07	Construction Complete	
Shoal Creek 2 Park Basketball Court Resurfacing	03 / 07	Construction Complete	
Glen Emerald Park Basketball Court Resurfacing	03 / 06	Construction Complete	
Bouldercrest Park Basketball Court Resurfacing	03 / 06	Construction Complete	
Shoal Creek 1 Park Basketball Court Resurfacing	03 / 07	Construction Complete	



Wade Walker Park Tennis Courts



Shoal Creek Park Basketball Courts



Bouldercrest Park Tennis Courts

PROJECT: 3H.1 STREAM BANK RESTORATION / DRAINAGE AND STORMWATER IMPROVEMENTS

Program	2018-2024 SPLOST
Scope	Agenda Item No. 2018-2912 appropriated funds for SPLOST Parks Drainage Projects. Drainage work is expected to begin at WD Thomson and Medlock Parks utilizing on call contracts. This may include mobilization/demobilization, removal of unsuitable soils, grading of slope transitions, installation of riprap, slope matting, permanent grassing and paving.
District	02
Super District	06
Construction	Autaco Development



Summary

Category 3H provides for drainage improvements at various parks throughout DeKalb County. This may include removal of unsuitable soils, grading of slope transitions, installation of riprap, slope matting, permanent grassing and paving.

Cost Status

Phase	Budget Authorized			Actual Budget Expended			Remaining Budget Authorized		
	SPLOST	Other	Total	SPLOST	Other	Total	SPLOST	Other	Total
Construction Costs	\$200,000		\$200,000	\$55,725		\$55,725	\$144,275		\$144,275
Future/Undistributed									
Total:	\$200,000	\$0	\$200,000	\$55,725	\$0	\$55,725	\$144,275	\$0	\$144,275

Schedule

Activity Name	Baseline Start	Forecast/ Actual Start	Variance	Baseline Finish	Forecast/ Actual Finish	Variance
PE\Design	03-Jun-2019	03-Jun-2019		01-Dec-2020	01-Dec-2020	
Procurement	24-Jul-2020	24-Jul-2020		01-Jun-2021	02-Jun-2023	-731
Construction	25-Aug-2020	25-Aug-2020		03-Sep-2021	19-Dec-2023	-837

	2019	2020	2021	2022	2023
PE\Design	████████████████████				
Procurement		████████████████████			
Construction		████████████████████			

Schedule Milestones

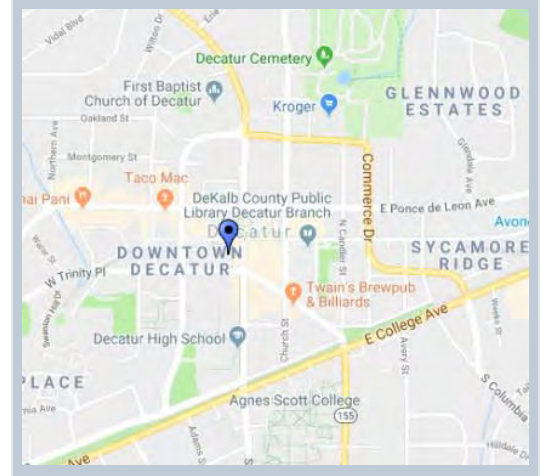
BOC Approve Parks Drainage Projects (2018-2912)	08-Jan-2019
BOC Approve No-Cost Change Order (2020-0658)	14-Jul-2020
On-Call Award Contract at Medlock Park (Autaco)	24-Jul-2020
NTP/Start Construction at Medlock Park	25-Aug-2020
Approve PIP for WD Thomson Park	04-Dec-2020
Invitation to Bid for WD Thomson Park	15-Mar-2021
Pre-Bid Conference for WD Thomson Park	22-Mar-2021
Bid Opening for WD Thomson Park	05-May-2021
Cost Opening for WD Thomson Park	12-May-2021
BOC Approval Contract Award (2022-2224)	25-Oct-2022
Substantial Completion at Medlock Park	30-Apr-2023
NTP/Start Construction at WD Thomson Park	05-Jun-2023
Substantial Completion at WD Thomson Park	19-Dec-2023



Sub Projects			
Name	District(s) / Super	Status	Comments
Stream Bank Restoration/Drainage and Stormwater Improvements at Medlock Park	02 / 06	Construction Complete	
Stream Bank Restoration/Drainage and Stormwater Improvements at W.D. Thomson Park	02 / 06	Purchasing	
Stream Bank Restoration/Drainage and Stormwater Improvements Unallocated		Not Started	

PROJECT: 3I.1 REPAIRS TO COURTHOUSE PARKING DECK

Program	2018-2024 SPLOST
Scope	This project will provide repairs and improvements at the courthouse parking deck as recommended by Khafra Engineering assessment draft report, dated April 2018. An updated assessment and cost estimate was submitted on May 28, 2021.
Address	556 N McDonough St Decatur, GA 30030
District	02
Super District	06
Design	Matrix Engineering Group, Inc.
Vendor	Kone, Inc



Summary

Category 3I consists of various projects throughout the Dekalb County Courthouse Administration Complex at a referendum budget of \$16.5M.

Cost Status

Phase	Budget Authorized			Actual Budget Expended			Remaining Budget Authorized		
	SPLOST	Other	Total	SPLOST	Other	Total	SPLOST	Other	Total
PE\Design	\$359,220		\$359,220	\$245,500		\$245,500	\$113,720		\$113,720
Construction Costs	\$600,919		\$600,919	\$177,232		\$177,232	\$423,688		\$423,688
Future/Undistributed	\$89,205		\$89,205				\$89,205		\$89,205
Total:	\$1,049,344	\$0	\$1,049,344	\$422,732	\$0	\$422,732	\$626,613	\$0	\$626,613

Schedule

Activity Name	Baseline Start	Forecast/ Actual Start	Variance	Baseline Finish	Forecast/ Actual Finish	Variance
Program Management		08-Nov-2019			14-Nov-2019	
PE\Design		21-Apr-2021			20-Sep-2022	
Construction		28-Jun-2023			07-Jul-2024	
	2019	2020	2021	2022	2023	2024
Program Management						
PE\Design						
Construction						

Activities Since Last Period

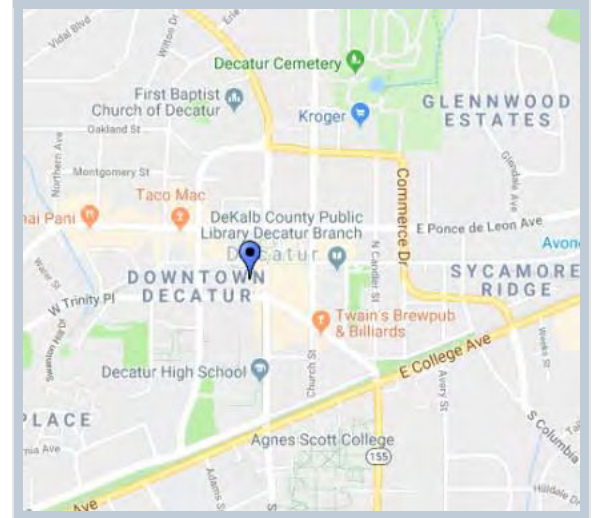
- Bids were evaluated and a recommendation of award will be presented to the BOC for approval in April 2023.

Schedule Milestones

Approve PIP - Facility Conditions Assessment Report	14-Nov-2019
Submit Signed and Sealed 2021 Facility Conditions Assessment Report	07-Sep-2021
BOC Approval CO No. 1 - Soils & Materials Testing, Surveying Services and Structural Analysis (2022-1134) (Matrix)	22-Feb-2022
BOC Approval Funding - Repairs to Courthouse Parking Deck (2022-2012)	23-Aug-2022
BOC Approval CO #7 Contract Term Extension (Kone) (2022-2245)	25-Oct-2022
Invitation to Bid/ Construction	28-Nov-2022
BOC Approval CO #2 (BOC CO #8) Funding Increase (Kone) (2022-2512)	13-Dec-2022
Bid Opening	12-Jan-2023
BOC Approval/Contract Award (2022-XXXX)	25-Apr-2023
NTP/Start Construction	28-Jun-2023
Substantial Completion	07-Jul-2024

PROJECT: 3I.5.4 DEKALB COUNTY COURT BUILDING - SECURITY IMPROVEMENTS

Program	2018-2024 SPLOST
Scope	Scope includes upgrading camera equipment system, sever, and software with extended warranty; Replacing old X-Ray machines with new units with extended warranty; Installing 12-delay egress exit alarms, exterior lighting at main entrance; Installation of 9 elevator cameras; Gun safes, Parking deck exterior security enclosures and cameras; Restriping of the receiving area; Installing swing arm in the receiving area; and replacement of control room panel at detention.
Address	556 North McDonough Street Decatur, GA 30030
District	02
Super District	06
Vendor	Southeastern Security Professional, LLC; Vapen Systems, Inc.



Summary

Category 3I consists of various projects throughout the Decalb County Courthouse Administration Complex at a referendum budget of \$16.5M.

Cost Status

Phase	Budget Authorized			Actual Budget Expended			Remaining Budget Authorized		
	SPLOST	Other	Total	SPLOST	Other	Total	SPLOST	Other	Total
Construction Costs	\$599,886		\$599,886	\$561,957		\$561,957	\$37,929		\$37,929
Total:	\$599,886	\$0	\$599,886	\$561,957	\$0	\$561,957	\$37,929	\$0	\$37,929

Schedule

Activity Name	Baseline Start	Forecast/ Actual Start	Variance	Baseline Finish	Forecast/ Actual Finish	Variance
Program Management		23-Feb-2022			12-Jan-2023	
Construction		20-Jul-2022			30-May-2024	

	2022	2023	2024
Program Management			
Construction			

Activities Since Last Period

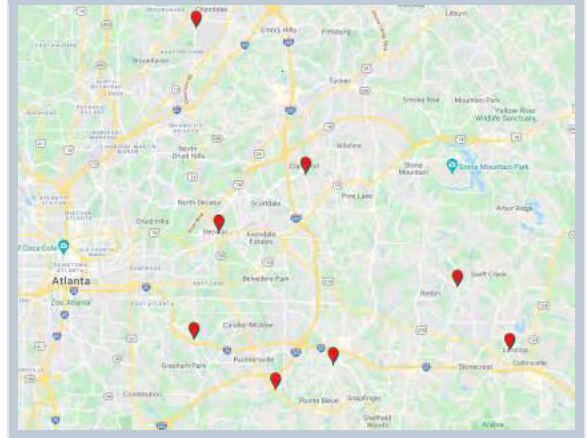
- Vendor selection for re-keying doors at the Court Building continues. A change order for additional camera installations is in development.

Schedule Milestones

Approve PIP Construction - Superior Court Building Secure Entrance Improvements	28-Mar-2022
BOC Approval SPLOST Funding - Secure Entrance Improvements (2022-1683)	28-Jun-2022
NTP/Start - Superior Court Building Secure Entrance Improvements	20-Jul-2022
PO Received - Secure Entrance Improvements (Vapen Systems, Inc.)	20-Jul-2022
PO Received - Secure Entrance Improvements (Southeastern Security)	20-Jul-2022
Approve PIP Re-Keying - DeKalb County Court Building	12-Jan-2023
BOC Approval Vendor Award Re-Keying (2023-XXXX)	11-Apr-2023
Substantial Completion - Superior Court Building Secure Entrance Improvements	30-May-2024

PROJECT: 3L.3 DEKALB COUNTY LIBRARIES RESTROOM RENOVATIONS

Program	2018-2024 SPLOST
Scope	Consists of the renovation of restrooms at the noted libraries. The scope of work includes new flooring, new tile walls, new lavatories and countertops, new air hand driers, new water closets with motion operated automatic flush valves, new toilet partitions, new LED lighting, installation of motion detectors for lighting, painting of drywall ceilings, replacement of tile for grid ceilings and painting of grid, new accessories and baby changing tables, new water fountains with bottle fillers, and refinish doors including installation of new hardware.
District	01, 02, 03, 04, 05
Super District	06, 07
Construction	Kissberg-Parker/Fry JV LLC



Summary

This project provides for restroom renovations at various libraries throughout DeKalb County.

Cost Status

Phase	Budget Authorized			Actual Budget Expended			Remaining Budget Authorized		
	SPLOST	Other	Total	SPLOST	Other	Total	SPLOST	Other	Total
Construction Costs	\$1,345,010	\$106,388	\$1,451,397				\$1,345,010	\$106,388	\$1,451,397
Total:	\$1,345,010	\$106,388	\$1,451,397	\$0	\$0	\$0	\$1,345,010	\$106,388	\$1,451,397

Schedule

Activity Name	Baseline Start	Forecast/ Actual Start	Variance	Baseline Finish	Forecast/ Actual Finish	Variance
Program Management		27-Sep-2021			29-Sep-2021	
Procurement		15-Feb-2022			21-Mar-2022	
Construction		01-Jul-2023			20-Sep-2024	

	2021	2022	2023	2024
Program Management				
Procurement		■		
Construction			■	

Schedule Milestones

Approve PIP	29-Sep-2021
Approved REVISED PIP	14-Feb-2022
BOC Approval of Annual On-Call Contract Library Restroom Renovations and Funding (2022-1239) (Kissberg Parker-Fry)	22-Mar-2022
BOC Approval of Kissberg Contract Limit Increase (2022-1221) (Kissberg Parker-Fry)	12-Apr-2022
Start Construction	01-Jul-2023
Start Construction - Chamblee Library Restroom Renovations	01-Jul-2023
Substantial Completion - Chamblee Library Restroom Renovations	25-Aug-2023
Start Construction - Wesley Chapel-William C. Brown Library Restroom Renovations	26-Aug-2023
Substantial Completion - Wesley Chapel-William C. Brown Library Restroom Renovations	20-Oct-2023
Start Construction - Redan-Trotti Library Restroom Renovations	21-Oct-2023



Substantial Completion - Redan-Trotti Library Restroom Renovations	15-Dec-2023
Start Construction - Flat Shoals Library Restroom Renovations	16-Dec-2023
Substantial Completion - Flat Shoals Library Restroom Renovations	09-Feb-2024
Start Construction - Clarkston Library Restroom Renovations	10-Feb-2024
Substantial Completion - Clarkston Library Restroom Renovations	05-Apr-2024
Start Construction - Decatur Library Restroom Renovations	06-Apr-2024
Substantial Completion - Decatur Library Restroom Renovations	31-May-2024
Start Construction - Lithonia-Davidson Library Restroom Renovations	01-Jun-2024
Substantial Completion - Lithonia-Davidson Library Restroom Renovations	26-Jul-2024
Start Construction - Gresham Library Restroom Renovations	27-Jul-2024
Substantial Completion - Gresham Library Restroom Renovations	20-Sep-2024
Substantial Completion	20-Sep-2024

Sub Projects			
Name	District(s) / Super	Status	Comments
3L.3.1 Chamblee Library Restroom Renovations	01 / 06	In Progress	
3L.3.2 Clarkston Library Restroom Renovations	04 / 06	In Progress	
3L.3.3 Decatur Library Restroom Renovations	02 / 06	In Progress	
3L.3.4 Flat Shoals Library Restroom Renovations	03 / 07	In Progress	
3L.3.5 Gresham Library Restroom Renovations	03 / 06	In Progress	
3L.3.6 Lithonia-Davidson Library Restroom Renovations	05 / 07	In Progress	
3L.3.7 Redan-Trotti Library Restroom Renovations	05 / 07	In Progress	
3L.3.8 Wesley Chapel-William C. Brown Library Restroom Renovations	03 / 07	In Progress	



PROJECT: 4A GENERAL ADMINISTRATIVE

Program	2018-2024 SPLOST
Scope	The scope for this project is to provide general administrative functions, staffing, and resources for execution of the Dekalb County SPLOST Program.
District	01, 02, 03, 04, 05
Super District	06, 07

Summary

This category provides general administrative functions, staffing, and resources for execution of the Dekalb County SPLOST Program beginning in April 2018.

Cost Status

Phase	Budget Authorized			Actual Budget Expended			Remaining Budget Authorized		
	SPLOST	Other	Total	SPLOST	Other	Total	SPLOST	Other	Total
Program Management	\$4,166,985		\$4,166,985	\$4,166,328		\$4,166,328	\$657		\$657
County Operations	\$522,931		\$522,931	\$407,492		\$407,492	\$115,439		\$115,439
ROW\Property Acquisition	\$261,700		\$261,700				\$261,700		\$261,700
CE&I Costs	\$869,028		\$869,028	\$506,980		\$506,980	\$362,048		\$362,048
Total:	\$5,820,644	\$0	\$5,820,644	\$5,080,800	\$0	\$5,080,800	\$739,844	\$0	\$739,844

Sub Projects

Name	District(s) / Super	Status	Comments
DeKalb County Administrative Staff	01, 02, 03, 04, 05 / 06, 07	In Progress	Dekalb County Expenses
Dekalb County Operating Supplies	01, 02, 03, 04, 05 / 06, 07	In Progress	Dekalb County Expenses
Dekalb County Administrative Advertising Expenses	01, 02, 03, 04, 05 / 06, 07	In Progress	Dekalb County Expenses
Dekalb County Administrative Advertising Expenses UNALLOCATED	01, 02, 03, 04, 05 / 06, 07	Not Started	Unallocated
Dekalb County Administrative SPLOST Oversight Committee Audio/Video Transcription	01, 02, 03, 04, 05 / 06, 07	In Progress	Dekalb County Expenses
PM Public Safety UNALLOCATED	01, 02, 03, 04, 05 / 06, 07	Not Started	Unallocated
PM Public Safety WA #4 Core Services 2019	01, 02, 03, 04, 05 / 06, 07	Project Complete	PM Public Safety WA #4 Core Services 2019
PM Public Safety WA #10 Core Services 2020	01, 02, 03, 04, 05 / 06, 07	Project Complete	PM Public Safety WA #10 Core Services 2020
PM Public Safety WA #13 Core Services 2021	01, 02, 03, 04, 05 / 06, 07	In Progress	PM Public Safety WA #13 Core Services 2021
PM Public Safety WA#15 ATC CEI 2A.1 Fire Station No. 7	03 / 07	In Progress	PM Public Safety WA#15 ATC CEI 2A.1 Fire Station No. 7
PM Public Safety WA #16 ATC CEI Services 1A Phase 2 SPLOST Resurfacing	01, 02, 03, 04, 05 / 06, 07	Not Started	PM Public Safety WA #16 ATC CEI Services 1A Phase 2 SPLOST Resurfacing
PM Parks and Recreation Repairs UNALLOCATED	01, 02, 03, 04, 05 / 06, 07	Not Started	Unallocated
PM Parks and Recreation Repairs WA #4 Core Services 2019	01, 02, 03, 04, 05 / 06, 07	Project Complete	PM Parks and Recreation Repairs WA #4 Core Services 2019
PM Parks and Recreation Repairs WA #5 CEI Services (3E) Resurfacing Trails and Paved Areas	04, 05 / 06, 07	Project Complete	PM Parks and Recreation Repairs WA #5 CEI Services (3E) Resurfacing Trails and Paved Areas
PM Parks and Recreation Repairs WA #10 Core Services 2020	01, 02, 03, 04, 05 / 06, 07	Project Complete	PM Parks and Recreation Repairs WA #10 Core Services 2020
PM Parks and Recreation Repairs WA #13 Core Services 2021	01, 02, 03, 04, 05 / 06, 07	In Progress	PM Parks and Recreation Repairs WA #13 Core Services 2021
PM General Repairs UNALLOCATED	01, 02, 03, 04, 05 /	Not Started	Unallocated



Name	District(s) / Super	Status	Comments
	06, 07		
PM General Repairs WA #4 Core Services 2019	01, 02, 03, 04, 05 / 06, 07	Project Complete	PM General Repairs WA #4 Core Services 2019
PM General Repairs WA #10 Core Services 2020	01, 02, 03, 04, 05 / 06, 07	Project Complete	PM General Repairs WA #10 Core Services 2020
PM General Repairs WA #13 Core Services 2021	01, 02, 03, 04, 05 / 06, 07	In Progress	PM General Repairs WA #13 Core Services 2021
PM Public Safety WA #17 ATC ROW Services 1C Glenwood Rd Sidewalk	03, 05 / 07	Not Started	PM Public Safety WA #17 ATC ROW Services 1C Glenwood Rd Sidewalk
PM CO#1 WA #18 Core Services 2023	01, 02, 03, 04, 05 / 06, 07	Not Started	
PM CO#1 WA #19 ATC CEI Services 1A 2021 LMIG Resurfacing	01, 02, 03, 04, 05 / 06, 07	Not Started	
PM CO#1 UNALLOCATED	01, 02, 03, 04, 05 / 06, 07	Not Started	



COMPLETED PROJECTS

Resurfacing		Project Count	Length (miles)	District	Resolution	¹ Expended	² Substantial Completion
1A.1	2018 LMIG Resurfacing	1	23.57			\$2,499,306.78	Aug-2019
1A.1.1	2018 LMIG Resurfacing Construction Pittman		23.57	01, 02, 03, 04, 05			
1A.5	2019 LMIG Resurfacing	1				\$7,438,036.65	Aug-2021
1A.5.1	2019 LMIG Resurfacing			01, 02, 03, 04, 05			
1A.9	2020 LMIG Resurfacing	1	25.15			\$7,271,113.20	Jun-2022
1A.9.1	2020 LMIG Resurfacing		25.15	01, 02, 03, 04, 05			
1A.2	Phase One SPLOST Resurfacing	3	75.24			\$35,470,643.43	Feb-2020
1A.2.1	Phase One SPLOST Resurfacing (A) CW Matthews		25.08	01, 02, 03, 04			
1A.2.2	Phase One SPLOST Resurfacing (B) Pittman		25.05	03, 04, 05			
1A.2.3	Phase One SPLOST Resurfacing (C) Pittman		25.11	03, 04, 05			
1A.4	Rockbridge Road Roadway Stabilization	1				\$1,000,000.00	Apr-2019
1A.4.1	Rockbridge Road Roadway Stabilization			04			
Resurfacing Total		7	123.96			\$0.00	\$53,679,100.06
Advanced Patching		Project Count	Length (miles)	District	Resolution	¹ Expended	² Substantial Completion
1A.8	Advance Patching / Pothole Repair	3				\$342,542.34	Jun-2021
1A.8.1	Advance Patching / Pothole Repair (A) A&S						
1A.8.2	Advance Patching / Pothole Repair (B) Greenway One						
1A.8.3	Advance Patching / Pothole Repair (C) HEH Paving						
Advanced Patching Total		3	0			\$0.00	\$342,542.34
Greenways and Trails		Project Count	Length (miles)	District	Resolution	¹ Expended	² Substantial Completion
1B.3	South River Trail Phase 5 (Michelle Obama Trail)	1	2.20	03		\$1,991,206.22	Jul-2021
Greenways and Trails Total		1	2.20			\$0.00	\$1,991,206.22
Sidewalks		Project Count	Length (miles)	District	Resolution	¹ Expended	² Substantial Completion
1C.1	Pedestrian Improvements (Ph. 1 and 2)	4				\$858,136.65	Mar-2021
1C.1.1	Phase One Pedestrian Improvements (A) Autaco			03, 05			
1C.1.2	Phase One Pedestrian Improvements (B) SD&C			04			
1C.1.3	Phase Two Pedestrian Improvements (A) Autaco			01, 02			
1C.1.4	Phase Two Pedestrian Improvements (B) SD&C			03, 04			
1C.3	South Fork Peachtree Creek Trail/Old Clairmont Road	1		02		\$20,720.35	Feb-2020



Sidewalks Total		5	0		\$0.00	\$878,857.00	
Corridor Beautification		Project Count	Length (miles)	District	Resolution	¹Expended	²Substantial Completion
1J.5	GDOT Bridges over I-285 (Glenwood Rd, Covington Hwy, Redwing Cr)	1		03, 05		\$895,000.00	
Corridor Beautification Total		1	0		\$0.00	\$895,000.00	
Park Improvements		Project Count	Length (miles)	District	Resolution	¹Expended	²Substantial Completion
3B.1	A/E Services for Athletic and Recreation Facilities	13				\$164,683.86	Jul-2022
3B.1.1	3B.1.1 Wade Walker Park Football Fieldhouse A/E Services			04			
3B.1.10	3B.1.10 Exchange Park Pavilion Restroom A/E Services			03			
3B.1.11	3B.1.11 Exchange Park Baseball Pavilion A/E Services			03			
3B.1.12	3B.1.12 Redan Park A/E Services			05			
3B.1.13	3B.1.13 County Line Park Pavilion A/E Services			03			
3B.1.2	3B.1.2 Wade Walker Park Baseball Concession A/E Services			04			
3B.1.3	3B.1.3 Wade Walker Park Soccer Concession A/E Services			04			
3B.1.4	3B.1.4 Rock Chapel Park Concession A/E Services			05			
3B.1.5	3B.1.5 Shoal Creek I Park Concession A/E Services			03			
3B.1.6	3B.1.6 Shoal Creek II Park Shelter Replacement A/E Services			03			
3B.1.7	3B.1.7 Truelove Park Concession A/E Services			03			
3B.1.8	3B.1.8 Midway Park Concession A/E Services			03			
3B.1.9	3B.1.9 Midway Park Football Press Box A/E Services			03			
3A.13	Athletic Field Lighting and Electrical Improvements at Truelove Park	1		03		\$486,840.00	Oct-2022
3A.14	Athletic Scoreboards at DeKalb County Athletic Fields	3				\$55,657.84	Mar-2023
3A.14.1	3A.14.1 - Athletic Scoreboards at Hamilton Park			04			
3A.14.2	3A.14.2 - Athletic Scoreboards at Rock Chapel Park			05			
3A.14.3	3A.14.3 - Athletic Scoreboards at Shoal Creek Park			03			
3A.11	Gresham Park Baseball Fields Renovation	1		03		\$2,069,264.80	Apr-2023
3C.1	Lithonia Park Playground	1		05		\$200,000.00	
3B.2	Parks and Recreation Facilities - Roof Maintenance Repair and Replacement	14				\$2,820,494.00	May-2022
3B.2.7	Callanwolde Fine Arts Center Roof Repair and Replacement			02			
3B.2.2	Community Achievement Center Roof Repair and Replacement			03			
3B.2.8	Gresham Park Concession Building Roof Repair and Replacement			03			



3B.2.6	Lithonia Park Shelter Roof Repair and Replacement					05	
3B.2.4	Lucious Sanders Community Center Roof Repair and Replacement					05	
3B.2.10	Midway Park Metal Roof (1)					03	
3B.2.1	NH Scott Recreation Center Roof Repair and Replacement					03	
3B.2.3	Porter Sanford III Performing Arts & Community Center Roof Repair and Replacement					03	
3B.2.11	Redan Park Metal Roof (5)					05	
3B.2.12	Rock Chapel Park Metal Roof (2)					05	
3B.2.13	Shoal Creek Park Metal Roof (2)					03	
3B.2.14	True Love Park Metal Roof (1)					03	
3B.2.5	Wade Walker Park Facilities Roof Repair and Replacement					04	
3B.2.9	Wade Walker Park Maintenance Shop Roof Repair and Replacement					04	
3F.1	Sugar Creek Golf and Tennis Center Action Plan	8			\$1,000,000.00	Nov-2019	
3F.1.3	Sugar Creek Golf and Tennis Center - Bridge Repair/Replacement					03	
3F.1.11	Sugar Creek Golf and Tennis Center - Cart Barn Repairs					03	
3F.1.5	Sugar Creek Golf and Tennis Center - Cart Path Repairs					03	
3F.1.2	Sugar Creek Golf and Tennis Center - Green's Renovation (Sprigging)					03	
3F.1.1	Sugar Creek Golf and Tennis Center - Install Musco Lighting System					03	
3F.1.6	Sugar Creek Golf and Tennis Center - Repair Roof on Pump House					03	
3F.1.4	Sugar Creek Golf and Tennis Center - Safety Netting					03	
3F.1.7	Sugar Creek Golf and Tennis Center - Shades on Tennis Court					03	
Park Improvements Total		41	0		\$0.00	\$6,796,940.50	
Facilities Improvement - General Repairs		Project Count	Length (miles)	District	Resolution	¹Expended	²Substantial Completion
3I.5.3	DeKalb County Court Building - Elevator Modernization	1		02		\$863,292.86	Feb-2021
3I.5.2	DeKalb County Court Building - HVAC Equipment Improvements	1		02		\$910,000.00	Mar-2022
3I.5.7	DeKalb County Court Building - Roof Repairs and Improvements	1		02		\$1,671,100.00	Sep-2022
3L.1	Dumbwaiter System at Decatur Main Library	1		02		\$71,377.70	Dec-2019
3J.3	Elevator Repairs at DeKalb County Senior Centers	2				\$188,543.97	Jan-2022
3J.3.1	30 Warren Street Senior Center Elevator Repairs			03			



3J.3.2	Lou Walker Senior Center Elevator Repairs			05		
3K.1	HVAC Repairs or Replacements at DeKalb County Health Care Facilities	2			\$1,000,000.00	Jun-2021
3K.1.1	HVAC Repairs at Richardson Health Care Facility			04		
3K.1.2	HVAC Replacements at North DeKalb Health Center			02		
3J.1	HVAC Repairs or Replacements at DeKalb County Senior Centers	2			\$535,696.28	May-2021
3J.1.2	HVAC Repairs at 30 Warren Street Senior Center			03		
3J.1.1	HVAC Repairs at Lou Walker Senior Center			05		
3J.4	Miscellaneous Repairs and Improvements at Dekalb County Senior Centers	1			\$16,730.00	Dec-2021
3J.4.1	Erosion Control Site Work at Lou Walker Senior Center			05		
2E	Repair and Replace Police Precincts and Public Safety Facilities	2			\$2,832,656.55	Jun-2021
2E.1	Exchange Elevators			04		
2E.2	Fire Services Training Facility			03		
3L.2	Roof Maintenance Repair and Replacement at DeKalb County Libraries	1			\$83,612.50	Dec-2021
3L.2.1	Flat Shoals Library Roof Repair and Replacement			03		
3J.2	Roof Maintenance Repair and Replacement at DeKalb County Senior Centers	1			\$145,322.00	Mar-2021
3J.2.1	30 Warren Street Senior Center Roof Repair			03		
Facilities Improvement - General Repairs Total		15	0		\$0.00	\$8,318,331.86

Procurement of Equipment		Project Count	Length (miles)	District	Resolution	¹ Expended	² Substantial Completion
2F.1	Police Vehicles	1		01, 02, 03, 04, 05		\$5,598,744.73	Jan-2020
2D.1	Purchase Fire Quick Response Units	1				\$1,989,669.32	Feb-2020
2D.1.1	Purchase and Upfitting of Fire Quick Response Vehicles (10)			01, 02, 03, 04, 05			
2C.1	Upgrade Fire Radio System	1		01, 02, 03, 04, 05		\$1,499,471.28	Feb-2020
Procurement of Equipment Total		3	0		\$0.00	\$9,087,885.33	

Program Summary		Project Count	Length (miles)	Resolution	¹ Expended
Completed Projects		76	126.16	\$0.00	\$81,989,863.31

¹"Expended" amounts are expenditures to date and may not indicate final cost at project close-out.

²The contractor may continue to finalize minor project details beyond the date of substantial completion.



RIGHT-OF-WAY ACQUISITION SUMMARY

None as of this report.



RIGHT-OF-WAY CONDEMNATION LOG

None as of this report.



UTILITY SUMMARY (active projects)

None as of this report.



PROCUREMENT SUMMARY

Project	Vendor	Contract Title	Current Contract Amount (Including CO's)
2018 LMIG Resurfacing	Pittman Construction Company	2018 LMIG Road Resurfacing Projects (365 Day Contract)	\$7,884,218.24
Phase One SPLOST Resurfacing	Pittman Construction Company	Phase One SPLOST - Road Resurfacing Projects Area B	\$12,824,989.24
Phase One SPLOST Resurfacing	Pittman Construction Company	Phase One SPLOST - Road Resurfacing Projects Area C	\$10,147,207.03
Phase One SPLOST Resurfacing	C. W. Matthews Contracting Co.	Phase One SPLOST - Road Resurfacing Projects Area A	\$12,955,725.40
Phase Two SPLOST Resurfacing	HEH Paving, Inc.	HEH - Phase Two SPLOST Resurfacing Area B	\$15,105,048.44
Rockbridge Road Roadway Stabilization	Reeves + Young, LLC	Rockbridge Road Asbestos Cement Water Main Replacement	\$1,000,000.00
2019 LMIG Resurfacing	HEH Paving, Inc.	2019 LMIG Road Resurfacing	\$11,554,668.64
Advance Patching / Pothole Repair	Greenway One	Advance Patching / Pothole Repair	\$55,761.26
Advance Patching / Pothole Repair	A&S Paving	Advance Patching / Pothole Repair	\$142,550.10
Advance Patching / Pothole Repair	HEH Paving, Inc.	Advance Patching / Pothole Repair	\$144,230.98
Advance Patching / Pothole Repair	HEH Paving, Inc.	Cedar Grove Bridge Detour Route	\$157,457.66
2020 LMIG Resurfacing	Pittman Construction Company	2020 LMIG Resurfacing - Pittman - SPLOST	\$11,475,975.33
2021 LMIG Resurfacing	HEH Paving, Inc.	2021 LMIG HEH Paving	\$14,893,107.61
2022 LMIG Resurfacing	C. W. Matthews Contracting Co.	2022 LMIG Resurfacing - CW Matthews	\$0.00
Rockbridge Road from Allgood Rd to Rowland Rd	ER Snell	Road Widening, Sidewalks, Bike Lanes (Rockbridge Road - Allgood to Rowland Rd)	\$1,430,894.20
Rockbridge Road from Allgood Rd to Rowland Rd	ER Snell	Road Widening, Sidewalks, Bike Lanes (Rockbridge Road - Allgood to Rowland Rd)	\$441,600.00
Rockbridge Road from Allgood Rd to Rowland Rd	ER Snell	Road Widening, Sidewalks, Bike Lanes (Rockbridge Road - Allgood to Rowland Rd)	\$871,587.42
Rockbridge Road from Allgood Rd to Rowland Rd	ER Snell	Road Widening, Sidewalks, Bike Lanes (Rockbridge Road - Allgood to Rowland Rd)	\$921,431.18
Rockbridge Road from Allgood Rd to Rowland Rd	Georgia Department of Transportation	GDOT Construction Oversight for Rockbridge Road	\$15,000.00
Rockbridge Road from Allgood Rd to Rowland Rd	Georgia Power	Relocation of Overhead Powerlines on Rockbridge Road	\$75,575.80
Rockbridge Road from Allgood Rd to Rowland Rd	A&S Paving	Rockbridge Road Stormwater Pond Retrofit	\$175,000.00
Flat Shoals, Henderson, Salem Roads Sidewalks	Precision 2000, Inc.	ITB-18-101024 DEKALB SIDEWALK PROGRAM: PHASE 2C (SALEM, HENDERSON ROAD AND FLAT SHOALS) PI# 0007618/0008268	\$1,691,075.54
Flat Shoals, Henderson, Salem Roads Sidewalks	Precision 2000, Inc.	ITB-18-101024 DEKALB SIDEWALK PROGRAM: PHASE 2C (SALEM, HENDERSON ROAD AND FLAT SHOALS) PI# 0007618/0008268	\$646,353.80
Flat Shoals, Henderson, Salem Roads Sidewalks	Precision 2000, Inc.	ITB-18-101024 DEKALB SIDEWALK PROGRAM: PHASE 2C (SALEM, HENDERSON ROAD AND FLAT SHOALS) PI# 0007618/0008268	\$4,664,097.17
Flat Shoals, Henderson, Salem Roads Sidewalks	Precision 2000, Inc.	ITB-18-101024 DEKALB SIDEWALK PROGRAM: PHASE 2C (SALEM ROAD, HENDERSON ROAD AND FLAT SHOALS) PI# 0007618/0008268	\$482,875.25
South River Trail Phase 5 (Michelle Obama Trail)	Massana Construction	South River Trail Phase 5	\$3,885,998.00
A/E Services for Transportation (On-Call)	Vanasse Hangen Brustlin, Inc.	WA#6 Kensington Trail Phase I - Concept Design	\$306,190.00
East Rock Springs Road Roundabout	Kimley-Horn and Associates, Inc.	WA#26 E. Rock Spring Roundabout Sidewalk Extension Design	\$15,028.00
East Rock Springs Road Roundabout	Kimley-Horn and Associates, Inc.	East Rock Springs Road Roundabout Design	\$64,652.12
East Rock Springs Road Roundabout	Kimley-Horn and Associates, Inc.	WA#25 E. Rock Spring Roundabout Drainage Design	\$21,161.00
East Rock Springs Road Roundabout	ROW Property Owner	Land Acquisition - Patricia A. Coe	\$500.00
East Rock Springs Road Roundabout	ROW Property Owner	Land Acquisition - Jeanne M. Hall	\$500.00
East Rock Springs Road Roundabout	ROW Property Owner	Land Acquisition - Carole T. Florence	\$500.00
East Rock Springs Road Roundabout	DeKalb County Superior Court	DeKalb Superior Court Deed Recording Fees	\$50.00
East Rock Springs Road Roundabout	Gene A. Shaffer	Gene A Shaffer - ROW Attorney	\$1,000.00
2021 LMIG Pavement Marking Safety Upgrades	Peek Pavement Marking, Inc.	2021 LMIG Pavement Marking Safety Upgrades	\$309,979.00
Panola Road Improvements	Arcadis US, Inc.	Arcadis Panola Road Scoping Study	\$288,993.00



Project	Vendor	Contract Title	Current Contract Amount (Including CO's)
Orion Drive Bridge Upgrade / Replacement	AECOM	AECOM Orion Drive Bridge Evaluation	\$36,200.00
Pedestrian Improvements (Ph. 1 and 2)	SD&C, Inc.	Phase 1 Sidewalks & Roadways (Multi-year)	\$148,915.30
Pedestrian Improvements (Ph. 1 and 2)	SD&C, Inc.	Phase 2 Sidewalks & Roadways (Multi-Year)	\$255,411.00
Pedestrian Improvements (Ph. 1 and 2)	Autaco Development	Phase 2 Sidewalks & Roadways (Multi-year)	\$205,840.00
Pedestrian Improvements (Ph. 1 and 2)	Autaco Development	Phase 1 Sidewalks & Roadways (Multi-year)	\$288,122.55
South Fork Peachtree Creek Trail/Old Clairmont Road	Lori's Transportation & Excavation LLC	Paving Work on Old Clairmont Road	\$20,720.35
A/E Services for Transportation (On-Call)	Vanasse Hangen Brustlin, Inc.	WA#2 GDOT Off-System Safety Improvements at 11 Locations A/E	\$93,330.00
A/E Services for Transportation (On-Call)	Vanasse Hangen Brustlin, Inc.	WA#3 Snapfinger Woods Drive Sidewalk Concept Alternatives	\$205,900.00
A/E Services for Transportation (On-Call)	Vanasse Hangen Brustlin, Inc.	WA#5 Pedestrian Crossings at Three Locations: Central Dr, Indian Creek Way, Redan Rd	\$34,680.00
Glenwood Road Sidewalk Ph. 3	Kimley-Horn and Associates, Inc.	WA#29 Glenwood Road Sidewalk Wall Redesign	\$21,720.00
Glenwood Road Sidewalk Ph. 3	Kimley-Horn and Associates, Inc.	Engineering and Design Services for Public Works Transportation and Infrastructure Projects	\$278,248.00
McAfee Road Sidewalk	Georgia Power	Georgia Power	\$150,000.00
McAfee Road Sidewalk	DAF Concrete, Inc.	McAfee Road Sidewalk Construction - DAF	\$0.00
A/E Services for Transportation (On-Call)	Arcadis US, Inc.	Stewart Mill Rd at Bermuda Rd Roundabout Survey and Concept	\$61,838.00
A/E Services for Transportation (On-Call)	Arcadis US, Inc.	Stewart Mill at Bermuda Roundabout Prelim. Plans	\$196,569.80
Cedar Grove Road Bridge Detour Route Improvements	HEH Paving, Inc.	Cedar Grove Bridge Detour Route	\$250,846.43
North Decatur Road Improvements	SD&C, Inc.	SD&C North Decatur Road Improvements Construction	\$652,200.71
North Decatur Road Improvements	Kimley-Horn and Associates, Inc.	North Decatur Road Improvements Design	\$56,703.88
South Peachtree Creek Trail Feasibility Study	PATH Foundation	South Peachtree Creek Trail Study	\$30,700.00
Ready Mix Concrete for Multi Use Trails	SiteMix LLC	Ready Mix Concrete (Annual Contract - 2nd Renewal of 2 Options to Renew)	\$0.00
A/E Services for Transportation (On-Call)	Vanasse Hangen Brustlin, Inc.	WA#4 Kensington Trail Ph I - Traffic Counts	\$12,470.00
Old Castle Multi-Use Trail (S. River Trail Phase 7)	Anderson Appraisal Associates, Inc.	Old-Castle Multi-Use Trail ROW Appraisals	\$3,250.00
Old Castle Multi-Use Trail (S. River Trail Phase 7)	Anderson Appraisal Associates, Inc.	Old-Castle Multi-Use Trail ROW Appraisals	\$1,275.00
Old Castle Multi-Use Trail (S. River Trail Phase 7)	Anderson Appraisal Associates, Inc.	Old-Castle Multi-Use Trail ROW Appraisals	\$1,950.00
Old Castle Multi-Use Trail (S. River Trail Phase 7)	Anderson Appraisal Associates, Inc.	Old-Castle Multi-Use Trail ROW Appraisals	\$12,750.00
Old Castle Multi-Use Trail (S. River Trail Phase 7)	Gene A. Shaffer	Gene A Shaffer - ROW Attorney	\$650.00
Old Castle Multi-Use Trail (S. River Trail Phase 7)	Gene A. Shaffer	Gene A Shaffer - ROW Attorney	\$1,250.00
A/E Services for Transportation (On-Call) (Cedar Grove Bridge Prel. Design)	AECOM	Cedar Grove Bridge Costing Plans and Preconstruction	\$32,300.00
A/E Services for Transportation (On-Call) (Cedar Grove Bridge Prel. Design)	AECOM	Cedar Grove Bridge Costing Plans and Preconstruction	\$302,700.00
Cedar Grove Road Bridge Design-Build	AECOM	Cedar Grove Road Bridge - Plats and Legal Desc's	\$6,000.00
Cedar Grove Road Bridge Design-Build	Norfolk Southern Railway Company	Cedar Grove Bridge Crossing Modifications	\$25,000.00
Cedar Grove Road Bridge Design-Build	WP Consulting Inc.	WP Consulting Appraisals	\$14,000.00
Cedar Grove Road Bridge Design-Build	Gene A. Shaffer	Gene A Shaffer - ROW Attorney	\$1,750.00
A/E Services for Transportation (On-Call)	AECOM	AECOM DeKalb Industrial at Milscott Drive Traffic Signal ROW Plans	\$4,300.00
A/E Services for Transportation (On-Call)	AECOM	AECOM DeKalb Industrial at Milscott Drive Traffic Signal Plans	\$13,430.00
Pleasantdale Road Pedestrian Crossing Improvements	RJ Haynie & Associates, Inc.	RJ Haynie - Pleasantdale Rd Crossing	\$168,402.10
GDOT Bridges over I-285 (Glenwood Rd, Covington Hwy, Redwing Cr)	Georgia Department of Transportation	IGA - GDOT Bridges over I-285	\$370,000.00
GDOT Bridges over I-285 (Glenwood Rd, Covington Hwy, Redwing Cr)	Georgia Department of Transportation	GDOT Bridges over 1-285 Parapets Funding	\$525,000.00
Transportation Program Management	Atlas Technical Consultants (ATC)	WA 18 DeKalb County SPLOST Program Management Services	\$2,088,699.17
Transportation Program Management	Atlas Technical Consultants (ATC)	PM WA#19 CEI 1A.10 2021 LMIG Resurfacing	\$636,452.00
Transportation Program Management	Atlas Technical Consultants (ATC)	Unallocated Atlas Contract	\$39,351.19



Monthly Progress Report
March 2023

Project	Vendor	Contract Title	Current Contract Amount (Including CO's)
Transportation Program Management	Atlas Technical Consultants (ATC)	WA 14 CEI Services for 2020 LMIG Resurfacing	\$657,818.10
Transportation Program Management	Atlas Technical Consultants (ATC)	WA 13 DeKalb County SPLOST Program Management Services	\$2,324,105.89
Transportation Program Management	Atlas Technical Consultants (ATC)	Unallocated Atlas Contract	\$0.00
Transportation Program Management	Atlas Technical Consultants (ATC)	WA 12 DeKalb County SPLOST Program Management Services	\$62,400.80
Transportation Program Management	Atlas Technical Consultants (ATC)	WA 1 DeKalb County SPLOST Program Management Services	\$772,279.00
Transportation Program Management	Atlas Technical Consultants (ATC)	WA 3 DeKalb County SPLOST Program Management Services	\$1,131,943.90
Transportation Program Management	Atlas Technical Consultants (ATC)	WA 2 DeKalb County SPLOST Program Management Services	\$271,857.27
Transportation Program Management	Atlas Technical Consultants (ATC)	WA 4 DeKalb County SPLOST Program Management Services	\$970,482.97
Transportation Program Management	Atlas Technical Consultants (ATC)	WA 6 DeKalb County SPLOST Program Management Services	\$693,895.71
Transportation Program Management	Atlas Technical Consultants (ATC)	WA 9 DeKalb County SPLOST Program Management Services	\$9,546.57
Transportation Program Management	Atlas Technical Consultants (ATC)	WA10 DeKalb County SPLOST Program Management Services	\$1,967,966.90
Transportation Program Management	Atlas Technical Consultants (ATC)	WA 11 DeKalb County SPLOST Program Management Services	\$441,069.73
Transportation Program Management	Atlas Technical Consultants (ATC)	WA 7 DeKalb County SPLOST Program Management Services	\$332,807.16
Transportation Program Management	Atlas Technical Consultants (ATC)	WA 8 DeKalb County SPLOST Program Management Services	\$64,900.00
Commission District Transportation Projects	Atkins North America, Inc.	1M.3.2 Atkins Cedar Grove Rd Traffic Calming Projects	\$160,000.00
Commission District Transportation Projects	PATH Foundation	1M.6.3 PATH Sagamore Leafmore Trail Design	\$129,750.00
Commission District Transportation Projects	PATH Foundation	1M.6.2 - PATH - N. Fork Peachtree Creek Trail Concept Study	\$76,600.00
Commission District Transportation Projects	PATH Foundation	1M.6.3 - PATH - Sagamore-Leafmore Trail Concept Plan	\$186,462.00
Commission District Transportation Projects	City of Clarkston	1M.4.1 District 4 - Market Street Sidewalk	\$136,705.82
Fire Station No. 7	Brown Design Group	Brown Design On-Call Contract (FS No. 7)	\$89,070.00
Fire Station No. 7	Lichty Commercial Construction Inc.	Lichty Construction - Fire Station No. 7	\$5,941,236.08
Fire Station No. 7	EC Restaurant Supply	FS#7 Equipment: EC Restaurant Supply	\$28,864.00
Fire Station No. 7	Geargrid, LLC	FS#7 Equipment: Geargrid, LLC Storage Lockers	\$18,133.23
Fire Station No. 7	Datum Filing Systems Inc.	FS7 Equipment: Datum Filing Systems Inc.	\$2,267.14
Fire Station No. 7	Egan Visual International Inc	FS#7 Equipment: Egan Visual Int'l Inc	\$665.50
Fire Station No. 7	Group Lacasse, LLC	FS#7 Equipment: Group Lacasse Chairs, Bookcases	\$11,094.58
Fire Station No. 7	Pueblo Hotel Supply Co	FS#7 Equipment: Grady's (Pueblo Hotel Supply Co)	\$14,229.30
Fire Station No. 7	Dreamseats LLC	Dreamseats LLC - Fire Station No. 7 Equipment	\$6,929.28
Fire Station No. 7	CF Group	CF Group - Fire Station No. 7 Equipment	\$9,733.89
Fire Station No. 7	Georgia Power	Georgia Power Lighting Agreement	\$18,500.00
Fire Station No. 7	Contract Business Interiors Inc	Contract Business Interiors - FS No. 7 Equipment	\$4,636.32
Fire Station No. 27	Gregory Doyle Calhoun & Rogers LLC	ROW - GREGORY DOYLE CALHOUN & ROGERS LLC	\$123,746.13
Fire Station No. 16	Bank of America	Land Purchase - BOA - Fire Station No. 16	\$280,000.00
Repair Fire Stations and Related Capital Equipment	Hawk Construction	Repair Fire Station Roofs - Hawk Construction	\$1,136,640.00
Repair Fire Stations and Related Capital Equipment	Westnet, Inc.	Westnet First In Fire Station Encoder Upgrades	\$200,000.00
Repair Fire Stations and Related Capital Equipment	Westnet, Inc.	Westnet First In Fire Station Encoder Upgrades	\$1,963,331.00
Upgrade Fire Radio System	Motorola Solutions, Inc.	Two Way Radios	\$1,500,000.00
Purchase Fire Quick Response Units	Farber Speciality Vehicles	Farber Speciality Vehicles	\$1,516,290.00
Purchase Fire Quick Response Units	Hardy Chevrolet	Purchase of Automobiles, Vans and Trucks with Turnkey Packages and Accessories	\$396,188.00
Purchase Fire Quick Response Units	Hardy Chevrolet	Purchase of Automobiles, Vans and Trucks with Turnkey Packages and Accessories	\$22,114.00
Purchase Fire Quick Response Units	Ako Signs	Transfer from Operating	\$15,411.00
Purchase Fire Quick Response Units	Motorola Solutions, Inc.	Transfer from Operating	\$39,666.50
Repair and Replace Police Precincts and Public Safety Facilities	McGrath Rentcorp dba Mobile Modular	McGrath Rentcorp DBA Mobile Modular Buildings Replacement	\$1,994,852.44
Repair and Replace Police Precincts and Public Safety Facilities	Kone, Inc.	Kone Elevator and Escalator Maintenance	\$859,463.64



Project	Vendor	Contract Title	Current Contract Amount (Including CO's)
Police Vehicles	Ako Signs	Decals for DeKalb County Vehicles (Annual Contract with 2 Options to Renew)	\$47,520.00
Police Vehicles	Utility Associates, Inc.	Police Body Cameras Annual Contract with 4 Options to Renew	\$127,600.00
Police Vehicles	Insight Public Sector	Bi-Annual Maintenance and Support of the Net motion Coverage. U.S. Communities Contract No. 44000066	\$183,072.50
Police Vehicles	Mobile Communications, Inc.	Professional Services Agreement for Radio Maintenance, Equipment Repair, Installation and Removal Se	\$125,935.28
Police Vehicles	Aptean (Advance Public Safety)	Upfitting of Police Vehicles	\$94,074.00
Police Vehicles	Motorola Solutions, Inc.	Upfitting of Police Vehicles	\$412,270.95
Police Vehicles	Tritech Software Systems	Upfitting of Police Vehicles	\$146,400.00
Police Vehicles	Hardy Chevrolet	Purchase of Automobiles, Vans and Trucks with Turnkey Packages and Accessories	\$3,768,572.00
Police Vehicles	West Chatham Warning Devices, Inc.	ITB 15-100541 Parts for Vehicles and Off Road Equipment	\$693,300.00
Bobby Burgess Evidence Storage Facility	Pond & Company	Bobby Burgess Evidence Storage Facility Design	\$490,000.00
Bobby Burgess Evidence Storage Facility	SoCo Contracting Company, Inc.	SoCo Contracting Early Demolition Evidence Facility	\$298,750.00
A/E Services for DeKalb County Athletic Fields	Foresite Group	A&E On-Call Services for RPCA	\$0.00
A/E Services for DeKalb County Athletic Fields	Wood Environmental and Infrastructure	A&E On-Call Services for RPCA	\$0.00
A/E Services for DeKalb County Athletic Fields	Lose Design	A&E On-Call Services for RPCA	\$0.00
Gresham Park Baseball Fields Renovation	Advanced Sports Group, LLC	Gresham Fields 4&7 (Braves Foundation thru RPCA)	\$1,500,000.00
Gresham Park Baseball Fields Renovation	Advanced Sports Group, LLC	Gresham Turf Installation Fields 5, 6 & 21	\$2,500,000.00
Athletic Field Renovations at Exchange, Wade Walker, Midway and Shoal Creek Parks	Advanced Sports Group, LLC	Athletic Field Renovations / Turf Installation	\$6,719,586.00
Athletic Field Lighting and Electrical Improvements at Truelove Park	Musco Sports Lighting, LLC	Musco Sports Lighting, LLC for Truelove Park	\$500,000.00
Athletic Scoreboards at DeKalb County Athletic Fields	Nevco Sports LLC	Nevco Sports - Athletic Field Scoreboards	\$110,611.90
A/E Services for Athletic and Recreation Facilities	Pond & Company	A&E On-Call Services for RPCA	\$190,000.00
A/E Services for Athletic and Recreation Facilities	Foresite Group	A&E On-Call Services for RPCA	\$51,500.00
A/E Services for Athletic and Recreation Facilities	Wood Environmental and Infrastructure	A&E On-Call Services for RPCA	\$0.00
A/E Services for Athletic and Recreation Facilities	Lose Design	A&E On-Call Services for RPCA	\$0.00
Parks and Recreation Facilities - Roof Maintenance Repair and Replacement	NBC National Building Contractors	Roof Repair and Replacement	\$0.00
Parks and Recreation Facilities - Roof Maintenance Repair and Replacement	NBC National Building Contractors	Community Achievement Center Roof Repair	\$6,800.00
Parks and Recreation Facilities - Roof Maintenance Repair and Replacement	NBC National Building Contractors	NH Scott Roof Repair	\$349,066.00
Parks and Recreation Facilities - Roof Maintenance Repair and Replacement	Hawk Construction	Lithonia Park Shelter Roof Repair	\$65,172.00
Parks and Recreation Facilities - Roof Maintenance Repair and Replacement	NBC National Building Contractors	Wade Walker Roof Repair - Baseball Field House	\$49,490.00
Parks and Recreation Facilities - Roof Maintenance Repair and Replacement	NBC National Building Contractors	Wade Walker Roof Repair - Soccer Field House	\$50,310.00
Parks and Recreation Facilities - Roof Maintenance Repair and Replacement	NBC National Building Contractors	Porter Sanford Roof Repair	\$23,500.00
Parks and Recreation Facilities - Roof Maintenance Repair and Replacement	NBC National Building Contractors	Wade Walker Roof Repair - Football Field House	\$38,960.00
Parks and Recreation Facilities - Roof Maintenance Repair and Replacement	NBC National Building Contractors	Gresham Park Concession Building Roof	\$58,180.00



Project	Vendor	Contract Title	Current Contract Amount (Including CO's)
Parks and Recreation Facilities - Roof Maintenance Repair and Replacement	NBC National Building Contractors	Porter Sanford Roof Coating & Surface Protection Application	\$194,700.00
Parks and Recreation Facilities - Roof Maintenance Repair and Replacement	Hawk Construction	Wade Walker Park Maintenance Shop Roof Repair and Replacement	\$216,666.00
Parks and Recreation Facilities - Roof Maintenance Repair and Replacement	NBC National Building Contractors	Callanwolde Fine Arts Center Facility Roof	\$1,049,450.00
Parks and Recreation Facilities - Roof Maintenance Repair and Replacement	Hawk Construction	Hawk Roof Repairs at 5 Parks - Midway Park	\$59,212.00
Parks and Recreation Facilities - Roof Maintenance Repair and Replacement	Hawk Construction	Hawk Roof Repairs at 5 Parks - Shoal Creek Park	\$113,814.00
Parks and Recreation Facilities - Roof Maintenance Repair and Replacement	Hawk Construction	Hawk Roof Repairs at 5 Parks - True Love Park	\$80,560.00
Parks and Recreation Facilities - Roof Maintenance Repair and Replacement	Hawk Construction	Hawk Roof Repairs at 5 Parks - Rock Chapel Park	\$99,508.00
Parks and Recreation Facilities - Roof Maintenance Repair and Replacement	Hawk Construction	Hawk Roof Repairs at 5 Parks - Redan Park	\$135,957.00
Parks and Recreation Facilities - Roof Maintenance Repair and Replacement	Hawk Construction	Lucious Sanders Roof Repair	\$10,588.00
Parks and Recreation Facilities - Roof Maintenance Repair and Replacement	Hawk Construction	Lucious Sanders Roof Repair	\$334,507.00
Athletic and Recreation Facilities Modernizations and Upgrades	Autaco Development	Gresham Park Concession Building	\$162,609.00
Athletic and Recreation Facilities Modernizations and Upgrades	Autaco Development	Exchange Park Recreation Center Drainage Repairs	\$133,059.30
Athletic and Recreation Facilities Modernizations and Upgrades	Autaco Development	Exchange Park Recreation Building Front Roof Drain Repairs	\$12,301.50
Athletic and Recreation Facilities Modernizations and Upgrades	Kissberg/Parker Fry JV, LLC	Kissberg Parker Fry - Midway Park Concession	\$119,148.83
Athletic and Recreation Facilities Modernizations and Upgrades	Southeastern Surfaces and Equipment	Exchange Park Gymnasium Flooring and Installation	\$176,295.00
Athletic and Recreation Facilities Modernizations and Upgrades	Romtec, Inc.	Romtec - Exchange Park Restrooms	\$1,095,000.00
Athletic and Recreation Facilities Modernizations and Upgrades	Romtec, Inc.	Romtec - Midway Park Football Press Box	\$495,000.00
Athletic and Recreation Facilities Pavilions, Shelters and Shade Structures Improvements	Hasley Recreation and Design, Inc.	Hasley - Shoal Creek II Park Shelter Demo and Concrete Repair	\$169,975.60
Athletic and Recreation Facilities Pavilions, Shelters and Shade Structures Improvements	Hasley Recreation and Design, Inc.	Hasley - Emory Grove Park Shelter Demo Site Work	\$79,935.00
Athletic and Recreation Facilities Pavilions, Shelters and Shade Structures Improvements	Hasley Recreation and Design, Inc.	Hasley - Exchange Park New Shelters and Concrete	\$230,223.00
Athletic and Recreation Facilities Pavilions, Shelters and Shade Structures Improvements	Hasley Recreation and Design, Inc.	Hasley - County Line Park Roof and Concrete Pad	\$227,726.40
Athletic and Recreation Facilities Pavilions, Shelters and Shade Structures Improvements	Hasley Recreation and Design, Inc.	Hasley - Glen Emerald Park Shelter	\$272,153.40
Athletic and Recreation Facilities Pavilions, Shelters and Shade Structures Improvements	Hasley Recreation and Design, Inc.	Hasley - Washington Park Demolition	\$67,664.40
Lithonia Park Playground	Kompan	US Communities	\$199,999.99
A/E Services for Parks, Playgrounds, and Recreational Areas	Pond & Company	A&E On-Call Services for RPCA	\$0.00
A/E Services for Parks, Playgrounds, and Recreational Areas	Fosite Group	A&E On-Call Services for RPCA	\$46,000.00
A/E Services for Parks, Playgrounds, and Recreational Areas	Wood Environmental and Infrastructure	A&E On-Call Services for RPCA	\$0.00
A/E Services for Parks, Playgrounds, and Recreational Areas	Lose Design	A&E On-Call Services for RPCA	\$0.00
Glen Emerald Dam and Trail Improvements	Reeves + Young, LLC	Glen Emerald Dam - Trail Improvements District 6 Bond	\$32,116.49
Glen Emerald Dam and Trail Improvements	Reeves + Young, LLC	Glen Emerald Dam Improvements	\$3,430,246.26
Glen Emerald Dam and Trail Improvements	Reeves + Young, LLC	Glen Emerald Dam - Trail Improvements SPLOST	\$500,047.14



Project	Vendor	Contract Title	Current Contract Amount (Including CO's)
Parks, Playgrounds and Recreational Areas (14 Parks)	Playpower LT Farmington, Inc	Shoal Creek III Playground - Playpower	\$284,512.70
Parks, Playgrounds and Recreational Areas (14 Parks)	Playpower LT Farmington, Inc	Emmie Smith Park Playground - Playpower	\$311,797.22
Parks, Playgrounds and Recreational Areas (14 Parks)	Playpower LT Farmington, Inc	WD Thomson Park Playground - Playpower	\$291,119.60
Parks, Playgrounds and Recreational Areas (14 Parks)	Playsouth, LLC	Medlock Park Playground - Playsouth	\$425,172.10
Parks, Playgrounds and Recreational Areas (14 Parks)	Playsouth, LLC	Bruce Street Park Playground - Playsouth	\$264,931.53
Parks, Playgrounds and Recreational Areas (14 Parks)	Playsouth, LLC	Washington Park Playground - Playsouth	\$227,466.90
Parks, Playgrounds and Recreational Areas (14 Parks)	Kompan	Princeton Park Playground - Kompan	\$199,676.42
Pools and Other Aquatic Facilities A&E Services	Pond & Company	NH Scott Environmental Consulting for Asbestos Pond	\$4,500.00
Pools and Other Aquatic Facilities A&E Services	Pond & Company	A&E Services for NH Scott Pool Renovations	\$198,252.00
NH Scott Park Pool Renovations and Upgrades	Romtec, Inc.	NH Scott Pool - Buildings - Romtec	\$2,885,000.00
Resurfacing Trails and Paved Areas	SD&C, Inc.	SDC On-Call Resurfacing Sidewalks and Roadways	\$621,026.92
Resurfacing Trails and Paved Areas	Autaco Development	Autaco On-Call Resurfacing Sidewalks and Roadways	\$63,730.60
Resurfacing Trails and Paved Areas	Autaco Development	Autaco On-Call Resurfacing Sidewalks and Roadways	\$292,445.55
Resurfacing Trails and Paved Areas	Autaco Development	Autaco On-Call Resurfacing Sidewalks and Roadways	\$165,354.15
Resurfacing Trails and Paved Areas	Autaco Development	Gresham Park Resurfacing	\$288,214.22
Sugar Creek Golf and Tennis Center Action Plan	JOC Construction	Bridge Repair at Sugar Creek Golf Course	\$600,000.00
Sugar Creek Golf and Tennis Center Action Plan	Musco Sports Lighting, LLC	Purchase and installation of an automated lighting system	\$400,000.00
Tennis Court and Basketball Court Resurfacing	McGrath Industries dba Talbot Tennis	McGrath - Tennis Courts Repair and Replacements	\$1,024,256.00
Tennis Court and Basketball Court Resurfacing	McGrath Industries dba Talbot Tennis	McGrath - Basketball Courts Repair and Replacement	\$341,502.00
Stream Bank Restoration / Drainage and Stormwater Improvements	Autaco Development	Medlock Park Drainage Improvements Flood Repair	\$9,259.00
Stream Bank Restoration / Drainage and Stormwater Improvements	Autaco Development	Medlock Park Drainage Improvements	\$46,731.00
Repairs to Courthouse Parking Deck	Kone, Inc.	Courthouse Parking Deck Elevator Repairs - Kone	\$600,919.35
Repairs to Courthouse Parking Deck	Matrix Engineering Group, Inc.	Courthouse Parking Deck Design - Matrix	\$359,220.00
DeKalb County Court Building - HVAC Equipment Improvements	HVH Mechanical Partners LLC	DeKalb County Courthouse Admin Complex Chillers	\$910,000.00
DeKalb County Court Building - Elevator Modernization	Kone, Inc.	Kone Elevator and Escalator Maintenance	\$865,663.30
DeKalb County Court Building - Elevator Modernization	Kone, Inc.	Kone Elevator and Escalator Maintenance	\$49,523.38
DeKalb County Court Building - Security Improvements	Kone, Inc.	Courthouse Elevator Security - Kone	\$14,984.00
DeKalb County Court Building - Security Improvements	Southeastern Security Professional, LLC	Courthouse Security Equipment - Southeastern Security Professionals	\$561,653.65
DeKalb County Court Building - Security Improvements	Vapen Systems, Inc.	Vapen Systems Security Equipment	\$21,350.00
DeKalb County Court Building - Roof Repairs and Improvements	NBC National Building Contractors	Court Building Roof Repairs and Improvements	\$1,671,100.00
HVAC Repairs or Replacements at DeKalb County Senior Centers	Galgon HVAC & Mechanical Services, Inc.	Galgon HVAC & Mechanical Services On-Call Contract	\$212,871.40
HVAC Repairs or Replacements at DeKalb County Senior Centers	Galgon HVAC & Mechanical Services, Inc.	Galgon HVAC and Mechanical Service Inc.	\$9,651.88
HVAC Repairs or Replacements at DeKalb County Senior Centers	Mann Mechanical Company, LLC	Mann Mechanical Company Inc. HVAC On-call	\$13,324.00
HVAC Repairs or Replacements at DeKalb County Senior Centers	Mann Mechanical Company, LLC	Mann Mechanical Company Inc. HVAC On-call	\$19,849.00
HVAC Repairs or Replacements at DeKalb County Senior Centers	HVH Mechanical Partners LLC	HVH HVAC & Mechanical Services On-Call Contract	\$280,000.00
Roof Maintenance Repair and Replacement at DeKalb County Senior Centers	Hawk Construction	Hawk Construction Company Roof Repair On-Call	\$178,576.00
Elevator Repairs at DeKalb County Senior Centers	Kone, Inc.	Kone 30 Warren Street Senior Center Elevator Modernization	\$178,943.97
Elevator Repairs at DeKalb County Senior Centers	Kone, Inc.	Elevator Pit Restoration - Lou Walker Senior Center	\$9,600.00
Miscellaneous Repairs and Improvements at DeKalb County Senior Centers	ArtScape	Artscape Lou Walker Erosion Control	\$16,730.00
HVAC Repairs or Replacements at DeKalb County Health Care Facilities	Galgon HVAC & Mechanical Services, Inc.	Galgon HVAC & Mechanical Services On-Call Contract	\$723,186.29
HVAC Repairs or Replacements at DeKalb County Health Care Facilities	Mann Mechanical Company, LLC	Mann Mechanical Company Inc. On-Call HVAC	\$276,813.71
Dumbwaiter System at Decatur Main Library	Kone, Inc.	Kone Elevator and Escalator Maintenance	\$71,377.70
Roof Maintenance Repair and Replacement at DeKalb County Libraries	Hawk Construction	Roof Replacement - Flat Shoals Library	\$83,612.50
DeKalb County Libraries Restroom Renovations	Kissberg/Parker Fry JV, LLC	SPLOST - Library Restroom Renovations Kissberg/Parker Fry	\$1,345,009.50



Project	Vendor	Contract Title	Current Contract Amount (Including CO's)
DeKalb County Libraries Restroom Renovations	Kissberg/Parker Fry JV, LLC	LIBRARY - Library Restroom Renovations Kissberg/Parker Fry	\$106,387.50
General Administrative	DeKalb County	DeKalb County Financial Analyst	\$465,575.87
General Administrative	Atlas Technical Consultants (ATC)	Unallocated Atlas Contract	\$0.00
General Administrative	Atlas Technical Consultants (ATC)	WA 13 DeKalb County SPLOST Program Management Services	\$1,451,333.71
General Administrative	Atlas Technical Consultants (ATC)	WA 13 DeKalb County SPLOST Program Management Services	\$638,680.14
General Administrative	Atlas Technical Consultants (ATC)	WA 13 DeKalb County SPLOST Program Management Services	\$340,897.00
General Administrative	Atlas Technical Consultants (ATC)	WA 4 DeKalb County SPLOST Program Management Services	\$342,083.20
General Administrative	Atlas Technical Consultants (ATC)	WA 4 DeKalb County SPLOST Program Management Services	\$150,511.11
General Administrative	Atlas Technical Consultants (ATC)	WA 4 DeKalb County SPLOST Program Management Services	\$80,744.92
General Administrative	Atlas Technical Consultants (ATC)	WA 5 DeKalb County SPLOST Program Management Services	\$73,500.00
General Administrative	Atlas Technical Consultants (ATC)	WA 10 DeKalb County SPLOST Program Management Services	\$693,778.47
General Administrative	Atlas Technical Consultants (ATC)	WA 10 DeKalb County SPLOST Program Management Services	\$305,240.47
General Administrative	Atlas Technical Consultants (ATC)	WA 10 DeKalb County SPLOST Program Management Services	\$163,715.57
General Administrative	Atlas Technical Consultants (ATC)	PM Transportation WA#16 CEI 1A.3 Phase Two SPLOST Resurfacing	\$629,128.00
General Administrative	Atlas Technical Consultants (ATC)	PM Transportation WA#17 ATC ROW 1C.5 Glenwood Road Sidewalk	\$261,700.00
General Administrative	Atlas Technical Consultants (ATC)	WA 15 DeKalb County SPLOST Program Management Services	\$166,400.00
General Administrative	Atlas Technical Consultants (ATC)	WA 18 DeKalb County SPLOST Program Management Services	\$2,088,699.17
General Administrative	Atlas Technical Consultants (ATC)	Unallocated Atlas Contract	\$39,351.19
General Administrative	Atlas Technical Consultants (ATC)	PM WA#19 CEI 1A.10 2021 LMIG Resurfacing	\$636,452.00
General Administrative	Times Journal	Marietta Journal/Times Journal	\$3,840.00
General Administrative	La Vision	La Vision	\$4,200.00
General Administrative	The Champion Newspaper	The Champion Newspaper	\$4,671.24
General Administrative	On Common Ground	On Common Ground	\$4,720.00
General Administrative	Regency-Brentano, Inc.	SPLOST Oversight Committee Audio Video Transcription	\$9,180.00
General Administrative	The Atlanta Journal-Constitution	The Atlanta Journal-Constitution	\$7,856.00
General Administrative	The Atlanta Journal-Constitution	The Atlanta Journal-Constitution	\$7,856.00
General Administrative	The Atlanta Journal-Constitution	The Atlanta Journal-Constitution 2022 Advert	\$7,856.00
General Administrative	Regency-Brentano, Inc.	Regency-Brentano, Inc. (Court Reporting Services) On-Call	\$4,218.50
General Administrative	Express Color	Express Color Printing Services On-Call	\$10,756.00
Total:			\$202,946,934.28



LSBE UTILIZATION

Project	Contract Number	Prime Contractor/ Engineer/ Consultant	Contract Amount	LSBE Amount	% LSBE	LSBE	Located in County	Sub-Contractor Contract Value	% of Total Contract	Outstanding Invoices to Date	*Amount Paid to Date	% of Sub-Contract Paid to Date
1A.8.1 Advance Patching / Pothole Repair (A) A&S	1118591	A&S Paving	\$142,550	\$76,440	53.62 %	TMA Construction	Yes	\$76,440	53.62 %	\$0	\$76,440	100.00 %
1F.6 A/E Services for Transportation (On-Call) (Cedar Grove Bridge Prel. Design)	1231552 - SPLOST	AECOM	\$302,700	\$100,743	33.28 %	Accura Engineering and Consultant Services	No	\$100,743	33.28 %	\$100,541		0.00 %
1L.1 Work Authorization 1 ATC PM Core Services 2018	1116360	Atlas Technical Consultants (ATC)	\$772,279	\$99,000	12.81 %	Accura Engineering and Consultant Services	No	\$0	0.00 %			0.00 %
						Steele Program Managers	Yes	\$27,000	3.49 %			0.00 %
						The Collaborative Firm	No	\$72,000	9.32 %	\$0	\$123,225	171.14 %
1L.12 Work Authorization 13 ATC PM Core Services 2021	1116360	Atlas Technical Consultants (ATC)	\$2,324,106	\$297,750	12.81 %	Accura Engineering and Consultant Services	No	\$62,025	2.66 %			0.00 %
						Aguirre Project Resources	No	\$25,144	1.08 %	\$3,163		0.00 %
						The Collaborative Firm	No	\$166,579	7.16 %	\$373,275		0.00 %
						Steele Program Managers	Yes	\$44,002	1.89 %			0.00 %
1L.14 CO#1 Work Authorization 18 ATC PM Core Services 2023	1116360	Atlas Technical Consultants (ATC)	\$2,088,699	\$0	0.00 %	The Collaborative Firm	No	\$0	0.00 %	\$85,548		0.00 %
						Steele Program Managers	Yes	\$0	0.00 %	\$33,480		0.00 %
						Accura Engineering and Consultant Services	No	\$0	0.00 %			0.00 %
						Aguirre Project Resources	No	\$0	0.00 %	\$15,296		0.00 %
1L.2 Work Authorization 2 ATC CEI Services 1A.1 2018 LMIG Resurfacing	1116360	Atlas Technical Consultants (ATC)	\$271,857	\$0	0.00 %	Accura Engineering and Consultant Services	No	\$0	0.00 %	\$0	\$74,778	0.00 %
1L.3 Work Authorization 3 ATC CEI Services 1A.2 Phase 1 SPLOST Resurfacing (ABC)	1116360	Atlas Technical Consultants (ATC)	\$1,131,944	\$0	0.00 %	Accura Engineering and Consultant Services	No	\$0	0.00 %	\$0	\$229,863	0.00 %
1L.4 Work Authorization 4 ATC PM Core Services 2019	1116360	Atlas Technical Consultants (ATC)	\$970,483	\$180,000	18.54 %	The Collaborative Firm	No	\$180,000	18.54 %	\$0	\$171,075	95.04 %
						Accura Engineering and Consultant Services	No	\$0	0.00 %	\$0	\$15,260	0.00 %
1L.5 Work Authorization 6 ATC CEI Services 1B.2 Flat Shoals, Henderson, Salem Sidewalks	1116360	Atlas Technical Consultants (ATC)	\$693,896	\$0	0.00 %	Accura Engineering and Consultant Services	No	\$0	0.00 %	\$48,528	\$1,399	0.00 %
1L.7 Work Authorization 10 ATC PM Core Services 2020	1116360	Atlas Technical Consultants (ATC)	\$1,967,967	\$255,844	13.00 %	Accura Engineering and Consultant Services	No	\$98,401	5.00 %	\$0	\$1,050	1.06 %
						The Collaborative Firm	No	\$157,442	8.00 %	\$165,150	\$93,225	59.21 %

* Amount paid to-date based on approved invoices



Project	Contract Number	Prime Contractor/ Engineer/ Consultant	Contract Amount	LSBE Amount	% LSBE	LSBE	Located in County	Sub-Contractor Contract Value	% of Total Contract	Outstanding Invoices to Date	*Amount Paid to Date	% of Sub-Contract Paid to Date
1L.8 Work Authorization 11 ATC CEI Services 1A.5 2019 LMIG Resurfacing	1116360	Atlas Technical Consultants (ATC)	\$441,070	\$0	0.00 %	Accura Engineering and Consultant Services	No	\$0	0.00 %	\$126,786	\$14,900	0.00 %
4A.2.1.2 PM Public Safety WA #10 Core Services 2020	1116360	Atlas Technical Consultants (ATC)	\$693,778	\$90,192	13.00 %	Accura Engineering and Consultant Services	No	\$34,689	5.00 %			0.00 %
4A.2.1.3 PM Public Safety WA #13 Core Services 2021	1116360	Atlas Technical Consultants (ATC)	\$1,451,334	\$104,966	7.23 %	The Collaborative Firm	No	\$55,503	8.00 %	\$127,025		0.00 %
						Accura Engineering and Consultant Services	No	\$21,866	1.50 %			0.00 %
						Aguirre Project Resources	No	\$8,864	0.61 %			0.00 %
						The Collaborative Firm	No	\$58,724	4.04 %	\$44,516		0.00 %
						Steele Program Managers	Yes	\$15,512	1.06 %			0.00 %
4B.2.1.1 PM Parks and Recreation Repairs WA #4 Core Services 2019	1116360	Atlas Technical Consultants (ATC)	\$150,511	\$0	0.00 %	Steele Program Managers	Yes	\$0	0.00 %	\$0	\$10,230	0.00 %
4B.2.1.2 PM Parks and Recreation Repairs WA #5 CEI Services (3E) Resurfacing Trails and Paved Areas	1116360	Atlas Technical Consultants (ATC)	\$73,500	\$9,600	13.06 %	Accura Engineering and Consultant Services	No	\$9,600	13.06 %	\$574	\$700	7.29 %
4B.2.1.3 PM Parks and Recreation Repairs WA #10 Core Services 2020	1116360	Atlas Technical Consultants (ATC)	\$305,240	\$39,683	13.00 %	Accura Engineering and Consultant Services	No	\$15,263	5.00 %			0.00 %
						The Collaborative Firm	No	\$24,420	8.00 %			0.00 %
						Steele Program Managers	Yes	\$0	0.00 %	\$16,275		0.00 %
4B.2.1.4 PM Parks and Recreation Repairs WA #13 Core Services 2021	1116360	Atlas Technical Consultants (ATC)	\$638,680	\$46,183	7.23 %	Accura Engineering and Consultant Services	No	\$9,621	1.50 %			0.00 %
						Aguirre Project Resources	No	\$3,900	0.61 %			0.00 %
						The Collaborative Firm	No	\$25,838	4.04 %	\$4,508		0.00 %
						Steele Program Managers	Yes	\$6,825	1.06 %	\$97,430		0.00 %
4C.2.1.2 PM General Repairs WA #10 Core Services 2020	1116360	Atlas Technical Consultants (ATC)	\$163,716	\$21,286	13.00 %	Accura Engineering and Consultant Services	No	\$8,187	5.00 %			0.00 %
						The Collaborative Firm	No	\$13,099	8.00 %			0.00 %
4C.2.1.3 PM General Repairs WA #13 Core Services 2021	1116360	Atlas Technical Consultants (ATC)	\$340,897	\$24,773	7.26 %	Accura Engineering and Consultant Services	No	\$5,161	1.51 %			0.00 %
						Aguirre Project Resources	No	\$2,092	0.61 %			0.00 %
						The Collaborative Firm	No	\$13,860	4.06 %	\$10,052		0.00 %
						Steele Program Managers	Yes	\$3,661	1.07 %			0.00 %
4D.2.1.1 PM CO#1 WA #18 Core Services 2023	1116360	Atlas Technical Consultants (ATC)	\$2,088,699	\$0	0.00 %	Accura Engineering and Consultant Services	No	\$0	0.00 %			0.00 %
						Aguirre Project Resources	No	\$0	0.00 %			0.00 %
						The Collaborative Firm	No	\$0	0.00 %			0.00 %
						Steele Program Managers	Yes	\$0	0.00 %			0.00 %
1C.1 Pedestrian Improvements (Ph. 1 and 2)	1139826	Autaco Development	\$288,123	\$288,123	100.00 %	Autaco Development	No	\$265,471	92.13 %			0.00 %

* Amount paid to-date based on approved invoices



Project	Contract Number	Prime Contractor/ Engineer/ Consultant	Contract Amount	LSBE Amount	% LSBE	LSBE	Located in County	Sub-Contractor Contract Value	% of Total Contract	Outstanding Invoices to Date	*Amount Paid to Date	% of Sub-Contract Paid to Date
1C.1 Pedestrian Improvements (Ph. 1 and 2)	1139826	Autaco Development	\$205,840	\$205,840	100.00 %			\$0	0.00 %			0.00 %
3B.3.12 3B.3.12 Exchange Facility Drainage Improvements	1191813	Autaco Development	\$133,059	\$133,059	100.00 %			\$0	0.00 %			0.00 %
3B.3.12 3B.3.12 Exchange Facility Drainage Improvements	1191813	Autaco Development	\$12,302	\$12,302	100.00 %			\$0	0.00 %			0.00 %
3B.3.13 3B.3.13 Gresham Park Concession Building Modernizations and Upgrades	1191813	Autaco Development	\$162,609	\$162,609	100.00 %			\$0	0.00 %			0.00 %
3E.1.1 Mary Scott Park	1139826	Autaco Development	\$63,731	\$63,731	100.00 %	Autaco Development	No	\$65,079	102.11 %	\$0	\$63,731	97.92 %
3E.1.2 Hidden Acres Park	1139826	Autaco Development	\$292,446	\$292,446	100.00 %	Autaco Development	No	\$349,925	119.65 %	\$0	\$292,446	83.57 %
3E.1.5 Rock Chapel Park	1139826	Autaco Development	\$165,354	\$165,354	100.00 %	Autaco Development	No	\$186,220	112.61 %	\$0	\$165,354	88.79 %
3E.1.6 Gresham Park Resurfacing	1139826	Autaco Development	\$288,214	\$288,214	100.00 %			\$0	0.00 %			0.00 %
3H.1.1 Stream Bank Restoration/Drainage and Stormwater Improvements at Medlock Park	1139826	Autaco Development	\$46,731	\$46,731	100.00 %			\$0	0.00 %			0.00 %
3H.1.1 Stream Bank Restoration/Drainage and Stormwater Improvements at Medlock Park	1139826	Autaco Development	\$9,259	\$9,259	100.00 %			\$0	0.00 %			0.00 %
1A.2.1 Phase One SPLOST Resurfacing (A) CW Matthews	1128997 (A)	C. W. Matthews Contracting Co.	\$12,955,725	\$2,591,392	20.00 %	East Atlanta Contracting, Inc.	Yes	\$63,928	0.49 %	\$0	\$93,777	146.69 %
						G&J Trucking LLC	Yes	\$63,928	0.49 %	\$0	\$49,522	77.46 %
						Graham Hauling, Inc.	No	\$63,928	0.49 %	\$0	\$10,488	16.40 %
						Grimes Trucking, Inc.	Yes	\$63,928	0.49 %	\$0	\$76,266	119.30 %
						K.C. Trucking, Inc.	Yes	\$63,928	0.49 %	\$0	\$41,574	65.03 %
						Lori's Transportation & Excavation LLC	No	\$2,079,968	16.05 %	\$0	\$1,804,995	86.77 %
						MVG Trucking	Yes	\$63,928	0.49 %	\$0	\$69,065	108.03 %
						PSP Enterprise, Inc.	No	\$63,928	0.49 %	\$0	\$152,502	238.55 %
Tranquility Carriers, Inc.	No	\$63,928	0.49 %	\$0	\$95,354	149.15 %						
1B.1.4 Rockbridge Road Streetscape	1171444 - DWM/CIP/R&E	ER Snell	\$1,430,894	\$1,430,894	100.00 %			\$0	0.00 %			0.00 %

* Amount paid to-date based on approved invoices



Project	Contract Number	Prime Contractor/ Engineer/ Consultant	Contract Amount	LSBE Amount	% LSBE	LSBE	Located in County	Sub-Contractor Contract Value	% of Total Contract	Outstanding Invoices to Date	*Amount Paid to Date	% of Sub-Contract Paid to Date
1B.1.4 Rockbridge Road Streetscape	1171444 - GDOT	ER Snell	\$871,587	\$80,550	9.24 %	MVG Trucking	Yes	\$80,550	9.24 %			0.00 %
1B.1.4 Rockbridge Road Streetscape	1171444 - GDOT	ER Snell	\$441,600	\$441,600	100.00 %			\$0	0.00 %			0.00 %
1B.1.4 Rockbridge Road Streetscape	1171444 - SPLOST	ER Snell	\$921,431	\$921,431	100.00 %			\$0	0.00 %			0.00 %
3B.1.13 3B.1.13 County Line Park Pavilion A/E Services	1174318	Foresite Group	\$51,500	\$51,500	100.00 %			\$0	0.00 %			0.00 %
3C.16.1 3C.16.1 Oak Creek Park Playground and Pavilion	1174318	Foresite Group	\$46,000	\$46,000	100.00 %			\$0	0.00 %			0.00 %
2B.1 Roof Maintenance Repair and Replacement at DeKalb County Fire Stations	1242525	Hawk Construction	\$1,136,640	\$1,136,640	100.00 %			\$0	0.00 %			0.00 %
3B.2.10 Midway Park Metal Roof (1)	1175307	Hawk Construction	\$59,212	\$59,212	100.00 %			\$0	0.00 %			0.00 %
3B.2.11 Redan Park Metal Roof (5)	1175307	Hawk Construction	\$135,957	\$135,957	100.00 %			\$0	0.00 %			0.00 %
3B.2.12 Rock Chapel Park Metal Roof (2)	1175307	Hawk Construction	\$99,508	\$99,508	100.00 %			\$0	0.00 %			0.00 %
3B.2.13 Shoal Creek Park Metal Roof (2)	1175307	Hawk Construction	\$113,814	\$113,814	100.00 %			\$0	0.00 %			0.00 %
3B.2.14 True Love Park Metal Roof (1)	1175307	Hawk Construction	\$80,560	\$80,560	100.00 %			\$0	0.00 %			0.00 %
3B.2.4 Lucious Sanders Community Center Roof Repair and Replacement	1175307	Hawk Construction	\$334,507	\$334,507	100.00 %			\$0	0.00 %			0.00 %
3B.2.4 Lucious Sanders Community Center Roof Repair and Replacement	1175307	Hawk Construction	\$10,588	\$10,588	100.00 %			\$0	0.00 %			0.00 %
3B.2.6 Lithonia Park Shelter Roof Repair and Replacement	1175305	Hawk Construction	\$65,172	\$65,172	100.00 %			\$0	0.00 %			0.00 %
3B.2.9 Wade Walker Park Maintenance Shop Roof Repair and Replacement	1175305	Hawk Construction	\$216,666	\$216,666	100.00 %			\$0	0.00 %			0.00 %
3J.2.1 30 Warren Street Senior Center Roof Repair	1175307	Hawk Construction	\$178,576	\$178,576	100.00 %			\$0	0.00 %			0.00 %

* Amount paid to-date based on approved invoices



Project	Contract Number	Prime Contractor/ Engineer/ Consultant	Contract Amount	LSBE Amount	% LSBE	LSBE	Located in County	Sub-Contractor Contract Value	% of Total Contract	Outstanding Invoices to Date	*Amount Paid to Date	% of Sub-Contract Paid to Date
3L.2.1 Flat Shoals Library Roof Repair and Replacement	1175307	Hawk Construction	\$83,613	\$83,613	100.00 %			\$0	0.00 %			0.00 %
1A.10 2021 LMIG Resurfacing	1295610	HEH Paving, Inc.	\$14,893,108	\$14,893,108	100.00 %			\$0	0.00 %			0.00 %
1A.3.2 Phase Two SPLOST Resurfacing (B)	1263589	HEH Paving, Inc.	\$15,105,048	\$15,105,048	100.00 %	Scott's Trucking and Hauling, LLC	Yes	\$604,355	4.00 %			0.00 %
						MC Trucking Company, Inc.	Yes	\$120,871	0.80 %			0.00 %
						T & J Industries Contracting & Development, Inc.	Yes	\$0	0.00 %			0.00 %
1A.5.1 2019 LMIG Resurfacing	1183559	HEH Paving, Inc.	\$11,554,669	\$11,554,669	100.00 %	HEH Paving, Inc.	Yes	\$11,478,414	99.34 %	\$438,461	\$10,527,030	91.71 %
1A.8.3 Advance Patching / Pothole Repair (C) HEH Paving	1118593	HEH Paving, Inc.	\$144,231	\$144,231	100.00 %	HEH Paving, Inc.	Yes	\$166,666	115.55 %	\$0	\$101,695	61.01 %
1D.4 Cedar Grove Road Bridge Detour Route Improvements	1118593	HEH Paving, Inc.	\$250,846	\$250,846	100.00 %			\$0	0.00 %			0.00 %
1B.7 East Rock Springs Road Roundabout	14-902868	Kimley-Horn and Associates, Inc.	\$64,652	\$32,657	50.51 %	CERM (Corporate Env Risk Mgt, LLC)	Yes	\$32,657	50.51 %			0.00 %
1C.3 South Fork Peachtree Creek Trail/Old Clairmont Road	1198405	Lori's Transportation & Excavation LLC	\$20,720	\$20,720	100.00 %	Lori's Transportation & Excavation LLC	No	\$20,720	100.00 %	\$0	\$20,720	100.00 %
3G.1 Tennis Court Resurfacing	1214306	McGrath Industries dba Talbot Tennis	\$1,024,256	\$158,437	15.46 %	Graham Hauling, Inc.	No	\$158,437	15.46 %			0.00 %
3G.2 Basketball Court Resurfacing	1214307	McGrath Industries dba Talbot Tennis	\$341,502	\$67,800	19.85 %	Graham Hauling, Inc.	No	\$67,800	19.85 %			0.00 %
3B.2.1 NH Scott Recreation Center Roof Repair and Replacement	1175305	NBC National Building Contractors	\$0	\$0	0.00 %	Windemere Roofing	Yes	\$0	0.00 %			0.00 %
3B.2.1 NH Scott Recreation Center Roof Repair and Replacement	1175305	NBC National Building Contractors	\$349,066	\$0	0.00 %	Windemere Roofing	Yes	\$0	0.00 %	\$0	\$318,066	0.00 %
3B.2.3 Porter Sanford III Performing Arts & Community Center Roof Repair and Replacement	1175305	NBC National Building Contractors	\$194,700	\$0	0.00 %	Windemere Roofing	Yes	\$0	0.00 %	\$0	\$175,377	0.00 %
1A.1.1 2018 LMIG Resurfacing Construction Pittman	1122348	Pittman Construction Company	\$7,884,218	\$1,518,560	19.26 %	Bedward & Miller Transportation, Inc.	Yes	\$796,320	10.10 %	\$0	\$649,591	81.57 %
						G&J Trucking LLC	Yes	\$502,440	6.37 %	\$0	\$607,502	120.91 %
						Lincoln Trucking, Inc.	No	\$47,400	0.60 %	\$0	\$59,636	125.81 %
						PSP Enterprise, Inc.	No	\$47,400	0.60 %	\$0	\$56,986	120.22 %

* Amount paid to-date based on approved invoices



Project	Contract Number	Prime Contractor/ Engineer/ Consultant	Contract Amount	LSBE Amount	% LSBE	LSBE	Located in County	Sub-Contractor Contract Value	% of Total Contract	Outstanding Invoices to Date	*Amount Paid to Date	% of Sub-Contract Paid to Date
1A.2.2 Phase One SPLOST Resurfacing (B) Pittman	1128328 (B)	Pittman Construction Company	\$12,824,989	\$4,307,225	33.58 %	Traffic Troopers, Inc.	Yes	\$125,000	1.58 %	\$0	\$233,096	186.47 %
						Traffic Troopers, Inc.	Yes	\$547,221	4.26 %	\$0	\$426,007	77.84 %
						Bedward & Miller Transportation, Inc.	Yes	\$2,116,205	16.50 %	\$0	\$1,394,782	65.90 %
						G&J Trucking LLC	Yes	\$1,643,800	12.81 %	\$0	\$2,140,636	130.22 %
1A.2.3 Phase One SPLOST Resurfacing (C) Pittman	1128328 (C)	Pittman Construction Company	\$10,147,207	\$0	0.00 %	Traffic Troopers, Inc.	Yes	\$0	0.00 %			0.00 %
						Bedward & Miller Transportation, Inc.	Yes	\$0	0.00 %			0.00 %
						G&J Trucking LLC	Yes	\$0	0.00 %			0.00 %
						G&J Trucking LLC	Yes	\$2,644,429	23.04 %			0.00 %
1A.9 2020 LMIG Resurfacing	1246649	Pittman Construction Company	\$11,475,975	\$2,644,429	23.04 %	G&J Trucking LLC	Yes	\$2,644,429	23.04 %			0.00 %
2G.2 Bobby Burgess Evidence Storage Facility	1031586	Pond & Company	\$490,000	\$490,000	100.00 %			\$0	0.00 %			0.00 %
3B.1 A/E Services for Athletic and Recreation Facilities	1174317	Pond & Company	\$190,000	\$190,000	100.00 %			\$0	0.00 %			0.00 %
3D.1 Pools and Other Aquatic Facilities A&E Services	1174317	Pond & Company	\$198,252	\$198,252	100.00 %			\$0	0.00 %			0.00 %
3D.1 Pools and Other Aquatic Facilities A&E Services	1174317	Pond & Company	\$4,500	\$4,500	100.00 %			\$0	0.00 %			0.00 %
1C.1 Pedestrian Improvements (Ph. 1 and 2)	1139824	SD&C, Inc.	\$148,915	\$148,915	100.00 %	SD&C, Inc.	Yes	\$278,458	186.99 %			0.00 %
1C.1 Pedestrian Improvements (Ph. 1 and 2)	1139824	SD&C, Inc.	\$255,411	\$255,411	100.00 %			\$0	0.00 %			0.00 %
1D.5 North Decatur Road Improvements	1288704	SD&C, Inc.	\$652,201	\$652,201	100.00 %			\$0	0.00 %			0.00 %
3E.1.4 Chestnut Street Complex	1139824	SD&C, Inc.	\$621,027	\$621,027	100.00 %	SD&C, Inc.	Yes	\$623,400	100.38 %	\$0	\$621,027	99.61 %
2G.2 Bobby Burgess Evidence Storage Facility	1191816	SoCo Contracting Company, Inc.	\$298,750	\$298,750	100.00 %			\$0	0.00 %			0.00 %
			\$127,049,367	\$64,649,094	50.89 %			\$26,907,091	50.89 %	\$1,690,607	\$21,059,367	78.27 %

* Amount paid to-date based on approved invoices



PROGRAM FINANCIAL DETAIL

	SPLOST Referendum Budget	Budget Authorized			Actual Expenditures			Available Balance			Current Estimate at Completion (EAC)	SPLOST Referendum Balance
		SPLOST	Other Sources	Total	SPLOST	Other Sources	Total	SPLOST	Other Sources	Total		
1 DeKalb County SPLOST	\$388,042,978	\$256,232,131	\$46,174,944	\$302,407,075	\$120,740,055	\$27,676,653	\$148,416,708	\$135,492,076	\$18,498,291	\$153,990,367	\$221,510,288	\$131,810,847
1.1 1 - Transportation Purposes	\$240,257,747	\$180,728,540	\$39,627,417	\$220,355,957	\$77,754,341	\$21,866,851	\$99,621,192	\$102,974,199	\$17,760,566	\$120,734,765	\$138,426,273	\$59,529,207
1.1.1 1A - Road Resurfacing	\$151,250,000	\$133,682,494	\$25,660,139	\$159,342,633	\$59,863,084	\$13,960,095	\$73,823,179	\$73,819,410	\$11,700,044	\$85,519,455	\$91,377,743	\$17,567,505
1.1.1.1 1A.1 - 2018 LMIG Resurfacing		\$2,499,307	\$5,384,911	\$7,884,218	\$2,499,307	\$5,384,911	\$7,884,218	\$0	\$0	\$0	\$7,884,218	
1A.1 2018 LMIG Resurfacing	\$2,499,307	\$2,499,307	\$5,384,911	\$7,884,218	\$2,499,307	\$5,384,911	\$7,884,218	\$0	\$0	\$0	\$7,884,218	\$0
1A.1.1 2018 LMIG Resurfacing Construction Pittman		\$2,499,307	\$5,384,911	\$7,884,218	\$2,499,307	\$5,384,911	\$7,884,218	\$0	\$0	\$0	\$7,884,218	
1.1.1.2 1A.2 - Phase One SPLOST Resurfacing		\$35,927,922	\$0	\$35,927,922	\$35,470,643		\$35,470,643	\$457,278	\$0	\$457,278	\$35,927,922	
1A.2 Phase One SPLOST Resurfacing	\$35,927,922	\$35,927,922	\$0	\$35,927,922	\$35,470,643		\$35,470,643	\$457,278		\$457,278	\$35,927,922	\$0
1A.2.1 Phase One SPLOST Resurfacing (A) CW Matthews		\$12,955,725	\$0	\$12,955,725	\$12,878,348		\$12,878,348	\$77,377		\$77,377	\$12,955,725	
1A.2.2 Phase One SPLOST Resurfacing (B) Pittman		\$12,824,989	\$0	\$12,824,989	\$12,580,274		\$12,580,274	\$244,715		\$244,715	\$12,824,989	
1A.2.3 Phase One SPLOST Resurfacing (C) Pittman		\$10,147,207	\$0	\$10,147,207	\$10,012,021		\$10,012,021	\$135,186		\$135,186	\$10,147,207	
1.1.1.3 1A.3 - Phase Two SPLOST Resurfacing		\$37,588,827	\$0	\$37,588,827	\$5,258,833		\$5,258,833	\$32,329,994	\$0	\$32,329,994	\$25,165,127	
1A.3 Phase Two SPLOST Resurfacing		\$37,588,827	\$0	\$37,588,827	\$5,258,833		\$5,258,833	\$32,329,994		\$32,329,994	\$25,165,127	
1A.3.1 Phase Two SPLOST Resurfacing (A)		\$22,483,779	\$0	\$22,483,779				\$22,483,779		\$22,483,779		
1A.3.2 Phase Two SPLOST Resurfacing (B)		\$15,105,048	\$0	\$15,105,048	\$5,258,833		\$5,258,833	\$9,846,215		\$9,846,215		
1.1.1.4 1A.4 - Rockbridge Road Roadway Stabilization		\$1,000,000	\$0	\$1,000,000	\$1,000,000		\$1,000,000	\$0	\$0	\$0	\$1,000,000	
1A.4 Rockbridge Road Roadway Stabilization	\$1,000,000	\$1,000,000	\$0	\$1,000,000	\$1,000,000		\$1,000,000	\$0		\$0	\$1,000,000	\$0

* Actual Expenditures are based on submitted invoices



	SPLOST Referendum Budget	Budget Authorized			Actual Expenditures			Available Balance			Current Estimate at Completion (EAC)	SPLOST Referendum Balance
		SPLOST	Other Sources	Total	SPLOST	Other Sources	Total	SPLOST	Other Sources	Total		
1A.4.1 Rockbridge Road Roadway Stabilization		\$1,000,000	\$0	\$1,000,000	\$1,000,000		\$1,000,000	\$0		\$0	\$1,000,000	
1.1.1.5 1A.5 - 2019 LMIG Resurfacing		\$7,438,037	\$4,116,632	\$11,554,669	\$7,438,037	\$4,116,632	\$11,554,669	\$0	\$0	\$0	\$11,478,414	
1A.5 2019 LMIG Resurfacing		\$7,438,037	\$4,116,632	\$11,554,669	\$7,438,037	\$4,116,632	\$11,554,669	\$0	\$0	\$0	\$11,478,414	
1A.5.1 2019 LMIG Resurfacing		\$0	\$0	\$0								
1.1.1.8 1A.8 - Advance Patching / Pothole Repair		\$500,000	\$0	\$500,000	\$342,542		\$342,542	\$157,458	\$0	\$157,458	\$500,000	
1A.8 Advance Patching / Pothole Repair	\$500,000	\$500,000	\$0	\$500,000	\$342,542		\$342,542	\$157,458		\$157,458	\$500,000	\$0
1A.8.1 Advance Patching / Pothole Repair (A) A&S		\$166,667	\$0	\$166,667	\$142,550		\$142,550	\$24,117		\$24,117	\$166,667	
1A.8.2 Advance Patching / Pothole Repair (B) Greenway One		\$166,667	\$0	\$166,667	\$55,761		\$55,761	\$110,906		\$110,906	\$166,667	
1A.8.3 Advance Patching / Pothole Repair (C) HEH Paving		\$166,666	\$0	\$166,666	\$144,231		\$144,231	\$22,435		\$22,435	\$166,666	
1.1.1.9 1A.9 - 2020 LMIG Resurfacing		\$9,422,061	\$4,204,862	\$13,626,924	\$7,271,113	\$4,204,862	\$11,475,975	\$2,150,948	\$0	\$2,150,948	\$9,422,061	
1A.9 2020 LMIG Resurfacing		\$9,422,061	\$4,204,862	\$13,626,924	\$7,271,113	\$4,204,862	\$11,475,975	\$2,150,948	\$0	\$2,150,948	\$9,422,061	
1A.9.1 2020 LMIG Resurfacing		\$0	\$0	\$0								
1.1.1.10 1A.10 - 2021 LMIG Resurfacing		\$11,041,777	\$3,861,331	\$14,903,108	\$582,609	\$253,689	\$836,298	\$10,459,168	\$3,607,642	\$14,066,810		
1A.10 2021 LMIG Resurfacing		\$11,041,777	\$3,861,331	\$14,903,108	\$582,609	\$253,689	\$836,298	\$10,459,168	\$3,607,642	\$14,066,810		
1.1.1.11 1A.11 - 2022 LMIG Resurfacing		\$19,764,564	\$4,007,456	\$23,772,020				\$19,764,564	\$4,007,456	\$23,772,020		
1A.11 2022 LMIG Resurfacing		\$19,764,564	\$4,007,456	\$23,772,020				\$19,764,564	\$4,007,456	\$23,772,020		
1.1.1.12 1A.12 - 2023 LMIG Resurfacing		\$8,500,000	\$4,084,946	\$12,584,946				\$8,500,000	\$4,084,946	\$12,584,946		
1A.12 2023 LMIG Resurfacing		\$8,500,000	\$4,084,946	\$12,584,946				\$8,500,000	\$4,084,946	\$12,584,946		

* Actual Expenditures are based on submitted invoices



	SPLOST Referendum Budget	Budget Authorized			Actual Expenditures			Available Balance			Current Estimate at Completion (EAC)	SPLOST Referendum Balance
		SPLOST	Other Sources	Total	SPLOST	Other Sources	Total	SPLOST	Other Sources	Total		
1.1.2 1B - Federal and State Transportation Project Matching Funds for Transportation Purposes	\$25,550,000	\$17,359,584	\$13,634,978	\$30,994,563	\$4,397,389	\$7,874,456	\$12,271,845	\$12,962,195	\$5,760,522	\$18,722,717	\$21,921,237	\$8,190,415
1B.1.1 Utility Work on Rockbridge Rd 20% Match		\$75,576	\$0	\$75,576	\$75,576		\$75,576	\$0		\$0	\$75,576	
1B.1.2 Rockbridge Road Stormwater Pond Retrofit		\$175,000	\$175,000	\$350,000		\$174,472	\$174,472	\$175,000	\$528	\$175,528	\$350,000	
1B.1.4 Rockbridge Road Streetscape		\$1,028,431	\$2,744,082	\$3,772,513	\$322,471	\$1,641,874	\$1,964,345	\$705,960	\$1,102,208	\$1,808,168	\$3,458,872	
1.1.2.1 1B.1 - Rockbridge Road from Allgood Rd to Rowland Rd											\$3,884,447	
1B.1 Rockbridge Road from Allgood Rd to Rowland Rd	\$901,451	\$1,279,007	\$2,919,082	\$4,198,089	\$398,047	\$1,816,346	\$2,214,393	\$880,960	\$1,102,736	\$1,983,696	\$3,884,447	(\$377,555)
1.1.2.2 1B.2 - Flat Shoals, Henderson, Salem Roads Sidewalks		\$3,208,257	\$4,276,145	\$7,484,403	\$1,573,475	\$3,966,773	\$5,540,248	\$1,634,782	\$309,373	\$1,944,155	\$6,073,843	
1B.2 Flat Shoals, Henderson, Salem Roads Sidewalks		\$3,208,257	\$4,276,145	\$7,484,403	\$1,573,475	\$3,966,773	\$5,540,248	\$1,634,782	\$309,373	\$1,944,155	\$6,073,843	
1.1.2.3 1B.3 - South River Trail Phase 5		\$2,065,998	\$1,820,000	\$3,885,998	\$1,991,206	\$1,820,000	\$3,811,206	\$74,792	\$0	\$74,792	\$3,885,998	
1B.3 South River Trail Phase 5 (Michelle Obama Trail)		\$2,065,998	\$1,820,000	\$3,885,998	\$1,991,206	\$1,820,000	\$3,811,206	\$74,792	\$0	\$74,792	\$3,885,998	
1.1.2.4 1B.4 - A/E Services for Transportation (On-Call)		\$1,105,200	\$0	\$1,105,200	\$179,065		\$179,065	\$926,136	\$0	\$926,136	\$1,105,200	
1B.4 A/E Services for Transportation (On-Call)	\$1,105,200	\$1,105,200	\$0	\$1,105,200	\$179,065		\$179,065	\$926,136		\$926,136	\$1,105,200	\$0
1.1.2.4.1 1B.4.1 Kensington Trail Phase 1 - Concept Design		\$1,105,200	\$0	\$1,105,200	\$179,065		\$179,065	\$926,136	\$0	\$926,136		

* Actual Expenditures are based on submitted invoices



	SPLOST Referendum Budget	Budget Authorized			Actual Expenditures			Available Balance			Current Estimate at Completion (EAC)	SPLOST Referendum Balance
		SPLOST	Other Sources	Total	SPLOST	Other Sources	Total	SPLOST	Other Sources	Total		
1B.4.1 1B.4.1 Kensington Trail Phase 1 - Concept Design		\$1,105,200	\$0	\$1,105,200	\$179,065		\$179,065	\$926,136		\$926,136	\$306,190	
1.1.2.5 1B.5 - North Druid Hills Road/Valley Brook Road Corridor		\$154,000	\$320,000	\$474,000				\$154,000	\$320,000	\$474,000	\$445,000	
1B.5 North Druid Hills Road/Valley Brook Road Corridor Study		\$154,000	\$320,000	\$474,000				\$154,000	\$320,000	\$474,000	\$445,000	
1.1.2.6 1B.6 - South River Trail Extension		\$160,000	\$640,000	\$800,000				\$160,000	\$640,000	\$800,000	\$800,000	
1B.6 South River Trail Extension Phase VI (Crestdale Circle to near Boulder Walk Drive)		\$160,000	\$640,000	\$800,000				\$160,000	\$640,000	\$800,000	\$800,000	
1.1.2.7 1B.7 - East Rock Springs Road Roundabout		\$300,000	\$400,000	\$700,000	\$97,584		\$97,584	\$202,416	\$400,000	\$602,416		
1B.7 East Rock Springs Road Roundabout		\$300,000	\$400,000	\$700,000	\$97,584		\$97,584	\$202,416	\$400,000	\$602,416		
1.1.2.8 1B.8 - 2021 LMIG Pavement Marking Safety Upgrades		\$175,000	\$175,255	\$350,255	\$97,507	\$126,841	\$224,348	\$77,493	\$48,414	\$125,907	\$350,255	
1B.8 2021 LMIG Pavement Marking Safety Upgrades		\$175,000	\$175,255	\$350,255	\$97,507	\$126,841	\$224,348	\$77,493	\$48,414	\$125,907	\$350,255	
1B.8.1 Cedar Grove Road Pavement Marking Safety Upgrades		\$0	\$0	\$0								
1B.8.10 Wesley Chapel Road Pavement Marking Safety Upgrades		\$0	\$0	\$0								
1B.8.11 Bouldercrest Road Pavement Marking Safety Upgrades		\$0	\$0	\$0								

* Actual Expenditures are based on submitted invoices



	SPLOST Referendum Budget	Budget Authorized			Actual Expenditures			Available Balance			Current Estimate at Completion (EAC)	SPLOST Referendum Balance
		SPLOST	Other Sources	Total	SPLOST	Other Sources	Total	SPLOST	Other Sources	Total		
1B.8.12 East Conley Road Pavement Marking Safety Upgrades		\$0	\$0	\$0								
1B.8.13 Northern Avenue Pavement Marking Safety Upgrades		\$0	\$0	\$0								
1B.8.2 Chamblee Tucker Road Pavement Marking Safety Upgrades		\$0	\$0	\$0								
1B.8.3 Henrico Road Pavement Marking Safety Upgrades		\$0	\$0	\$0								
1B.8.4 Moore Road Pavement Marking Safety Upgrades		\$0	\$0	\$0								
1B.8.5 Pleasantdale Road Pavement Marking Safety Upgrades		\$0	\$0	\$0								
1B.8.6 Pleasant Hill Road Pavement Marking Safety Upgrades		\$0	\$0	\$0								
1B.8.7 Rockbridge Road Pavement Marking Safety Upgrades		\$0	\$0	\$0								
1B.8.8 South Deshon Road Pavement Marking Safety Upgrades		\$0	\$0	\$0								
1B.8.9 Stephenson Road Pavement Marking Safety Upgrades		\$0	\$0	\$0								
1.1.2.9 1B.9 - Constitution Road Freight Corridor Operational and Safety Improvements - Phase 1		\$3,614,622	\$1,200,000	\$4,814,622				\$3,614,622	\$1,200,000	\$4,814,622		

* Actual Expenditures are based on submitted invoices



	SPLOST Referendum Budget	Budget Authorized			Actual Expenditures			Available Balance			Current Estimate at Completion (EAC)	SPLOST Referendum Balance
		SPLOST	Other Sources	Total	SPLOST	Other Sources	Total	SPLOST	Other Sources	Total		
1B.9 Constitution Road Freight Corridor Operational and Safety Improvements - Phase 1		\$3,614,622	\$1,200,000	\$4,814,622				\$3,614,622	\$1,200,000	\$4,814,622		
1.1.2.10 1B.10 - North Druid Hills Road at CSX Railroad Bridge Replacement Design		\$180,000	\$720,000	\$900,000				\$180,000	\$720,000	\$900,000		
1B.10 North Druid Hills Road at CSX Railroad Bridge Replacement		\$180,000	\$720,000	\$900,000				\$180,000	\$720,000	\$900,000		
1.1.2.11 1B.11 - Panola Road Improvements		\$4,837,500	\$144,497	\$4,981,996	\$27,954	\$144,497	\$172,451	\$4,809,546	\$0	\$4,809,546	\$4,926,493	
1B.11 Panola Road Improvements		\$4,837,500	\$144,497	\$4,981,996	\$27,954	\$144,497	\$172,451	\$4,809,546	\$0	\$4,809,546	\$4,926,493	
1.1.2.12 1B.12 - South River Trail Extension (Waldrop Rd to MLK HS) Study		\$50,000	\$200,000	\$250,000				\$50,000	\$200,000	\$250,000	\$50,000	
1B.12 South River Trail Extension (Waldrop Rd to MLK HS) Study		\$50,000	\$200,000	\$250,000				\$50,000	\$200,000	\$250,000	\$50,000	
1.1.2.13 1B.13 - Redan Road Safety and Operations Improvements Study		\$80,000	\$320,000	\$400,000				\$80,000	\$320,000	\$400,000	\$400,000	
1B.13 Redan Road Safety and Operations Improvements Study		\$80,000	\$320,000	\$400,000				\$80,000	\$320,000	\$400,000	\$400,000	
1.1.2.14 1B.14 - Orion Drive Bridge Upgrade/Replacement		\$150,000	\$500,000	\$650,000	\$32,551		\$32,551	\$117,448	\$500,000	\$617,448		
1B.14 Orion Drive Bridge Upgrade / Replacement		\$150,000	\$500,000	\$650,000	\$32,551		\$32,551	\$117,448	\$500,000	\$617,448		
1.1.3 1C - Pedestrian Improvements	\$14,450,000	\$6,199,300	\$300,000	\$6,499,300	\$1,444,058		\$1,444,058	\$4,755,242	\$300,000	\$5,055,242	\$1,448,968	\$8,250,699
1C Pedestrian Improvements		\$3,000,000	\$300,000	\$3,300,000				\$3,000,000	\$300,000	\$3,300,000		

* Actual Expenditures are based on submitted invoices



	SPLOST Referendum Budget	Budget Authorized			Actual Expenditures			Available Balance			Current Estimate at Completion (EAC)	SPLOST Referendum Balance
		SPLOST	Other Sources	Total	SPLOST	Other Sources	Total	SPLOST	Other Sources	Total		
1.1.3.1 1C.1 - Pedestrian Improvements Phase 1 and Phase 2		\$1,000,000	\$0	\$1,000,000	\$858,137		\$858,137	\$141,863	\$0	\$141,863	\$1,000,000	
1C.1 Pedestrian Improvements (Ph. 1 and 2)	\$14,450,000	\$1,000,000	\$0	\$1,000,000	\$858,137		\$858,137	\$141,863		\$141,863	\$1,000,000	\$13,450,000
1C.1.1 Phase One Pedestrian Improvements (A) Autaco		\$288,123	\$0	\$288,123	\$288,123		\$288,123	\$0		\$0	\$265,471	
1C.1.2 Phase One Pedestrian Improvements (B) SD&C		\$148,915	\$0	\$148,915	\$148,915		\$148,915	\$0		\$0	\$278,458	
1C.1.3 Phase Two Pedestrian Improvements (A) Autaco		\$205,840	\$0	\$205,840	\$197,282		\$197,282	\$8,558		\$8,558		
1C.1.4 Phase Two Pedestrian Improvements (B) SD&C		\$255,411	\$0	\$255,411	\$223,817		\$223,817	\$31,594		\$31,594		
1C.1.99 Pedestrian Improvements Unallocated		\$101,711	\$0	\$101,711				\$101,711		\$101,711	\$456,071	
1.1.3.3 1C.3 - South Fork Peachtree Creek Trail/Old Clairmont Road		\$20,720	\$0	\$20,720	\$20,720		\$20,720	\$0	\$0	\$0	\$20,720	
1C.3 South Fork Peachtree Creek Trail/Old Clairmont Road		\$20,720	\$0	\$20,720	\$20,720		\$20,720	\$0		\$0	\$20,720	
1.1.3.4 1C.4 - A/E Services for Transportation (On-Call)		\$625,200	\$0	\$625,200	\$173,318		\$173,318	\$451,882	\$0	\$451,882		
1C.4 A/E Services for Transportation (On-Call)	\$625,200	\$625,200	\$0	\$625,200	\$173,318		\$173,318	\$451,882		\$451,882		\$0
1.1.3.4.1 1C.4.1 GDOT Off-System Safety Improvements at 11 Locations		\$93,330	\$0	\$93,330	\$81,995		\$81,995	\$11,335	\$0	\$11,335		

* Actual Expenditures are based on submitted invoices



	SPLOST Referendum Budget	Budget Authorized			Actual Expenditures			Available Balance			Current Estimate at Completion (EAC)	SPLOST Referendum Balance
		SPLOST	Other Sources	Total	SPLOST	Other Sources	Total	SPLOST	Other Sources	Total		
1C.4.1 GDOT Off-System Safety Improvements at 11 Locations		\$93,330	\$0	\$93,330	\$81,995		\$81,995	\$11,335		\$11,335		
1.1.3.4.2 1C.4.2 Snapfinger Woods Drive Sidewalk Concept		\$205,900	\$0	\$205,900	\$74,576		\$74,576	\$131,324	\$0	\$131,324		
1C.4.2 Snapfinger Woods Drive Sidewalk Concept Alternatives		\$205,900	\$0	\$205,900	\$74,576		\$74,576	\$131,324		\$131,324		
1.1.3.4.3 1C.4.3 Pedestrian Crossings at Three Locations (Central Dr, Indian Creek Way, Redan Rd)		\$34,680	\$0	\$34,680	\$16,747		\$16,747	\$17,933	\$0	\$17,933		
1C.4.3 Pedestrian Crossings at Three Locations (Central Dr, Indian Creek Way, Redan Rd)		\$34,680	\$0	\$34,680	\$16,747		\$16,747	\$17,933		\$17,933		
1.1.3.4.99 1C.4.99 A/E Services for Transportation Unallocated		\$291,290	\$0	\$291,290				\$291,290	\$0	\$291,290		
1C.4.99 A/E Services for Transportation Unallocated		\$291,290	\$0	\$291,290				\$291,290		\$291,290		
1.1.3.5 1C.5 - Glenwood Road Sidewalk Phase 3		\$1,028,248	\$0	\$1,028,248	\$254,059		\$254,059	\$774,189	\$0	\$774,189	\$278,248	
1C.5 Glenwood Road Sidewalk Ph. 3		\$1,028,248	\$0	\$1,028,248	\$254,059		\$254,059	\$774,189		\$774,189	\$278,248	
1.1.3.6 1C.6 McAfee Road Sidewalk		\$525,132	\$0	\$525,132	\$137,825		\$137,825	\$387,307	\$0	\$387,307	\$150,000	
1C.6 McAfee Road Sidewalk		\$525,132	\$0	\$525,132	\$137,825		\$137,825	\$387,307		\$387,307	\$150,000	
1.1.4 1D - Transportation Enhancements	\$9,000,000	\$1,836,566	\$0	\$1,836,566	\$587,781		\$587,781	\$1,248,785	\$0	\$1,248,785	\$683,870	\$7,163,434
1D.1 N. Clarendon at East Ponce Railroad Pre-emption		\$0	\$0	\$0								
1D.2 TDB		\$0	\$0	\$0								

* Actual Expenditures are based on submitted invoices



	SPLOST Referendum Budget	Budget Authorized			Actual Expenditures			Available Balance			Current Estimate at Completion (EAC)	SPLOST Referendum Balance
		SPLOST	Other Sources	Total	SPLOST	Other Sources	Total	SPLOST	Other Sources	Total		
1.1.4.3 1D.3 - A/E Services for Transportation (On-Call)		\$389,400	\$0	\$389,400	\$174,184		\$174,184	\$215,216	\$0	\$215,216		
1D.3 A/E Services for Transportation (On-Call)	\$389,400	\$389,400	\$0	\$389,400	\$174,184		\$174,184	\$215,216		\$215,216		\$0
1D.3.99 1D.3.99 A/E Services for Transportation (On-Call) Unallocated		\$130,992	\$0	\$130,992				\$130,992		\$130,992		
1.1.4.3.1 1D.3.1 Stewart Mill Rd at Bermuda Rd Roundabout Design		\$258,408	\$0	\$258,408	\$174,184		\$174,184	\$84,224	\$0	\$84,224		
1D.3.1 Stewart Mill Rd at Bermuda Rd Roundabout Design		\$258,408	\$0	\$258,408	\$174,184		\$174,184	\$84,224		\$84,224		
1.1.4.4 1D.4 Cedar Grove Bridge Detour Route Improvements		\$245,000	\$0	\$245,000	\$141,737		\$141,737	\$103,263	\$0	\$103,263		
1D.4 Cedar Grove Road Bridge Detour Route Improvements		\$245,000	\$0	\$245,000	\$141,737		\$141,737	\$103,263		\$103,263		
1.1.4.5 1D.5 North Decatur Road Improvements		\$1,202,166	\$0	\$1,202,166	\$271,861		\$271,861	\$930,305	\$0	\$930,305	\$683,870	
1D.5 North Decatur Road Improvements		\$1,202,166	\$0	\$1,202,166	\$271,861		\$271,861	\$930,305		\$930,305	\$683,870	
1.1.5 1E - Multi Use Trails	\$7,000,000	\$2,833,400	\$0	\$2,833,400	\$63,130		\$63,130	\$2,770,270	\$0	\$2,770,270	\$2,530,700	\$4,166,599
1E.2 North Fork Peachtree Creek Trail Alignment Study		\$0	\$0	\$0								
1E.3 South River Trail Connection		\$0	\$0	\$0								
1E.4 Ready Mix Concrete for Multi Use Trails		\$0	\$0	\$0								
1.1.5.1 1E.1 - South Peachtree Creek Trail Feasibility Study		\$30,700	\$0	\$30,700	\$29,535		\$29,535	\$1,165	\$0	\$1,165	\$30,700	
1E.1 South Peachtree Creek Trail Feasibility Study		\$30,700	\$0	\$30,700	\$29,535		\$29,535	\$1,165		\$1,165	\$30,700	

* Actual Expenditures are based on submitted invoices



	SPLOST Referendum Budget	Budget Authorized			Actual Expenditures			Available Balance			Current Estimate at Completion (EAC)	SPLOST Referendum Balance
		SPLOST	Other Sources	Total	SPLOST	Other Sources	Total	SPLOST	Other Sources	Total		
1.1.5.5 1E.5 - A/E Services for Transportation (On-Call)		\$302,700	\$0	\$302,700	\$12,470		\$12,470	\$290,230	\$0	\$290,230		
1E.5 A/E Services for Transportation (On-Call)	\$302,700	\$302,700	\$0	\$302,700	\$12,470		\$12,470	\$290,230		\$290,230		\$0
1.1.5.6 1E.6 - Old Castle Multi-Use Trail		\$2,500,000	\$0	\$2,500,000	\$21,125		\$21,125	\$2,478,875	\$0	\$2,478,875	\$2,500,000	
1E.6 Old Castle Multi-Use Trail (S. River Trail Phase 7)		\$2,500,000	\$0	\$2,500,000	\$21,125		\$21,125	\$2,478,875		\$2,478,875	\$2,500,000	
1.1.6 1F - Bridge Repairs and Improvements	\$7,000,000	\$4,302,700	\$32,300	\$4,335,000	\$291,658	\$32,300	\$323,958	\$4,011,042	\$0	\$4,011,042	\$2,709,309	\$2,697,299
1F.1 Park Drive Bridge Replacement		\$0	\$0	\$0							\$144,030	
1F.2 Panthersville Road Bridge Repair		\$0	\$0	\$0							\$255,800	
1F.3 Waldrop Road Bridge Repair		\$0	\$0	\$0							\$1,231,879	
1F.4 Presidential Drive Bridge Repair		\$0	\$0	\$0							\$237,600	
1F.5 Rainbow Drive Bridge Repair		\$0	\$0	\$0							\$840,000	
1.1.6.6 1F.6 - A/E Services for Transportation (On-Call)		\$302,700	\$32,300	\$335,000	\$291,658	\$32,300	\$323,958	\$11,042	\$0	\$11,042		
1F.6 A/E Services for Transportation (On-Call) (Cedar Grove Bridge Prel. Design)	\$302,700	\$302,700	\$32,300	\$335,000	\$291,658	\$32,300	\$323,958	\$11,042	\$0	\$11,042		\$0
1.1.6.7 1F.7 - Cedar Grove Road Bridge Design-Build		\$4,000,000	\$0	\$4,000,000				\$4,000,000	\$0	\$4,000,000		
1F.7 Cedar Grove Road Bridge Design-Build		\$4,000,000	\$0	\$4,000,000				\$4,000,000		\$4,000,000		
1.1.7 1G - Sidewalks to Schools, Transit, and Other Locations	\$4,000,000	\$173,100	\$0	\$173,100				\$173,100	\$0	\$173,100		\$3,826,899
1.1.7.2 1G.2 A/E Services for Transportation (On-Call)		\$173,100	\$0	\$173,100				\$173,100	\$0	\$173,100		

* Actual Expenditures are based on submitted invoices



	SPLOST Referendum Budget	Budget Authorized			Actual Expenditures			Available Balance			Current Estimate at Completion (EAC)	SPLOST Referendum Balance
		SPLOST	Other Sources	Total	SPLOST	Other Sources	Total	SPLOST	Other Sources	Total		
1G.2 A/E Services for Transportation (On-Call)	\$173,100	\$173,100	\$0	\$173,100				\$173,100		\$173,100		\$0
1.1.8 1H - Traffic Signal Improvements	\$2,350,000	\$281,422	\$0	\$281,422	\$165,194		\$165,194	\$116,228	\$0	\$116,228	\$101,700	\$2,068,577
1.1.8.2 1H.2 A/E Services for Transportation (On-Call)		\$101,700	\$0	\$101,700	\$14,545		\$14,545	\$87,155	\$0	\$87,155	\$101,700	
1H.2 A/E Services for Transportation (On-Call)	\$101,700	\$101,700	\$0	\$101,700	\$14,545		\$14,545	\$87,155		\$87,155	\$101,700	\$0
1.1.8.2.1 1H.2.1 DeKalb Industrial Way at Milscott Drive Traffic Signal		\$17,730	\$0	\$17,730	\$14,545		\$14,545	\$3,185	\$0	\$3,185		
1H.2.1 1H.2.1 DeKalb Industrial Way at Milscott Drive Traffic Signal		\$17,730	\$0	\$17,730	\$14,545		\$14,545	\$3,185		\$3,185	\$13,430	
1.1.8.2.99 1H.2.99 A/E Services for Transportation (On-Call) Unallocated		\$83,970	\$0	\$83,970				\$83,970	\$0	\$83,970		
1H.2.99 1H.2.99 A/E Services for Transportation (On-Call) Unallocated		\$83,970	\$0	\$83,970				\$83,970		\$83,970		
1.1.8.3 1H.3 Pleasantdale Road Pedestrian Crossing Improvements		\$179,722	\$0	\$179,722	\$150,648		\$150,648	\$29,074	\$0	\$29,074		
1H.3 Pleasantdale Road Pedestrian Crossing Improvements		\$179,722	\$0	\$179,722	\$150,648		\$150,648	\$29,074		\$29,074		
1.1.9 1I - Community Improvement District Matching Funds for Transportation Purposes	\$1,500,000	\$0	\$0	\$0				\$0	\$0	\$0		\$1,500,000
1I Community Improvement (District Matching Funds for Transportation Purposes)	\$1,500,000	\$0	\$0	\$0								\$1,500,000

* Actual Expenditures are based on submitted invoices



	SPLOST Referendum Budget	Budget Authorized			Actual Expenditures			Available Balance			Current Estimate at Completion (EAC)	SPLOST Referendum Balance
		SPLOST	Other Sources	Total	SPLOST	Other Sources	Total	SPLOST	Other Sources	Total		
1.1.10 1J - Corridor Beautification	\$1,250,000	\$895,000	\$0	\$895,000	\$895,000		\$895,000	\$0	\$0	\$0	\$895,000	\$355,000
1J Corridor Beautification	\$1,250,000	\$0	\$0	\$0								\$1,250,000
1.1.10.5 1J.5 - Three Bridges over I-285 (Glenwood Rd, Covington Hwy, and Redwing Circle)		\$895,000	\$0	\$895,000	\$895,000		\$895,000	\$0	\$0	\$0	\$895,000	
1J.5 GDOT Bridges over I-285 (Glenwood Rd, Covington Hwy, Redwing Cr)		\$895,000	\$0	\$895,000	\$895,000		\$895,000	\$0		\$0	\$895,000	
1.1.11 1K - Public Transportation Shelters	\$150,000	\$0	\$0	\$0				\$0	\$0	\$0		\$150,000
1K Public Transportation Shelters	\$150,000	\$0	\$0	\$0								\$150,000
1.1.12 1L - Transportation Project Management	\$9,701,074	\$9,701,074	\$0	\$9,701,074	\$9,437,604		\$9,437,604	\$263,470	\$0	\$263,470	\$9,701,074	\$0
1L Transportation Program Management	\$9,701,074	\$9,701,074	\$0	\$9,701,074	\$9,437,604		\$9,437,604	\$263,470		\$263,470	\$9,701,074	\$0
1L.1 Work Authorization 1 ATC PM Core Services 2018		\$772,279	\$0	\$772,279	\$772,279		\$772,279	\$0		\$0	\$772,420	
1L.10 Work Authorization 8 ATC CEI Services 1B.1.2 Rockbridge Road Water/Sewer Improvements		\$64,900	\$0	\$64,900	\$62,000		\$62,000	\$2,900		\$2,900	\$32,900	
1L.11 Work Authorization 12 ATC CE/Management Services 1C.1 Pedestrian Improvements		\$62,401	\$0	\$62,401	\$47,550		\$47,550	\$14,850		\$14,850		
1L.12 Work Authorization 13 ATC PM Core Services 2021		\$2,324,106	\$0	\$2,324,106	\$2,324,073		\$2,324,073	\$33		\$33		

* Actual Expenditures are based on submitted invoices



	SPLOST Referendum Budget	Budget Authorized			Actual Expenditures			Available Balance			Current Estimate at Completion (EAC)	SPLOST Referendum Balance
		SPLOST	Other Sources	Total	SPLOST	Other Sources	Total	SPLOST	Other Sources	Total		
1L.13 Work Authorization 14 ATC CEI Services 1A.9 2020 LMIG Resurfacing		\$657,818	\$0	\$657,818	\$511,153		\$511,153	\$146,665		\$146,665		
1L.14 CO#1 Work Authorization 18 ATC PM Core Services 2023		\$0	\$0	\$0								
1L.15 CO#1 Work Authorization 19 ATC CEI Services 1A.10 2021 LMIG Resurfacing		\$0	\$0	\$0								
1L.16 CO#1 ATC PM Unallocated (authorized)		\$0	\$0	\$0							\$3,350,790	
1L.2 Work Authorization 2 ATC CEI Services 1A.1 2018 LMIG Resurfacing		\$271,857	\$0	\$271,857	\$271,857		\$271,857	\$0		\$0	\$309,780	
1L.3 Work Authorization 3 ATC CEI Services 1A.2 Phase 1 SPLOST Resurfacing (ABC)		\$1,131,944	\$0	\$1,131,944	\$1,131,944		\$1,131,944	\$0		\$0	\$1,132,000	
1L.4 Work Authorization 4 ATC PM Core Services 2019		\$970,483	\$0	\$970,483	\$970,483		\$970,483	\$0		\$0	\$970,483	
1L.5 Work Authorization 6 ATC CEI Services 1B.2 Flat Shoals, Henderson, Salem Sidewalks		\$693,896	\$0	\$693,896	\$611,146		\$611,146	\$82,750		\$82,750	\$353,500	
1L.6 Work Authorization 9 ATC CEI Services 1B.3 South River Trail Phase V		\$9,547	\$0	\$9,547	\$9,547		\$9,547	\$0		\$0	\$70,457	
1L.7 Work Authorization 10 ATC PM Core Services 2020		\$1,967,967	\$0	\$1,967,967	\$1,967,967		\$1,967,967	\$0		\$0	\$1,968,028	

* Actual Expenditures are based on submitted invoices



	SPLOST Referendum Budget	Budget Authorized			Actual Expenditures			Available Balance			Current Estimate at Completion (EAC)	SPLOST Referendum Balance
		SPLOST	Other Sources	Total	SPLOST	Other Sources	Total	SPLOST	Other Sources	Total		
1L.8 Work Authorization 11 ATC CEI Services 1A.5 2019 LMIG Resurfacing		\$441,070	\$0	\$441,070	\$441,070		\$441,070	\$0		\$0	\$573,921	
1L.9 Work Authorization 7 ATC CEI Services 1B.1.4 Rockbridge Road Streetscape		\$332,807	\$0	\$332,807	\$316,535		\$316,535	\$16,272		\$16,272	\$166,795	
1.1.13 1M - Commission District Transportation Projects	\$7,056,673	\$3,463,899	\$0	\$3,463,899	\$609,443		\$609,443	\$2,854,456	\$0	\$2,854,456	\$7,056,673	\$3,592,773
1M Commission District Transportation Projects	\$7,056,673	\$3,463,899	\$0	\$3,463,899	\$609,443		\$609,443	\$2,854,456		\$2,854,456	\$7,056,673	\$3,592,773
1M.1 Commission District 1 Transportation Projects		\$50,000	\$0	\$50,000				\$50,000		\$50,000	\$1,008,096	
1M.2 Commission District 2 Transportation Projects		\$1,008,096	\$0	\$1,008,096				\$1,008,096		\$1,008,096	\$1,008,096	
1M.3 Commission District 3 Transportation Projects		\$930,000	\$0	\$930,000	\$129,302		\$129,302	\$800,697		\$800,697	\$1,008,096	
1M.4 Commission District 4 Transportation Projects		\$475,803	\$0	\$475,803	\$136,706		\$136,706	\$339,097		\$339,097	\$1,008,096	
1M.5 Commission District 5 Transportation Projects		\$0	\$0	\$0							\$1,008,096	
1M.6 Commission District 6 Transportation Projects		\$1,000,000	\$0	\$1,000,000	\$343,435		\$343,435	\$656,565		\$656,565	\$1,008,096	
1M.7 Commission District 7 Transportation Projects		\$0	\$0	\$0							\$1,008,096	

* Actual Expenditures are based on submitted invoices



	SPLOST Referendum Budget	Budget Authorized			Actual Expenditures			Available Balance			Current Estimate at Completion (EAC)	SPLOST Referendum Balance
		SPLOST	Other Sources	Total	SPLOST	Other Sources	Total	SPLOST	Other Sources	Total		
1.2 2 - Public Safety Facilities and Related Capital Equipment	\$84,714,587	\$29,840,383	\$692,285	\$30,532,667	\$19,433,417	\$692,285	\$20,125,702	\$10,406,966	\$0	\$10,406,966	\$51,703,950	\$54,874,204
1.2.1 2A - Replace Existing Fire Station(s) and Construct New Fire Station(s) and Related Capital Equipment	\$41,151,612	\$13,853,058	\$0	\$13,853,058	\$5,569,230		\$5,569,230	\$8,283,828	\$0	\$8,283,828	\$35,273,409	\$27,298,554
2A.1 Fire Station No. 7		\$6,363,456	\$0	\$6,363,456	\$5,165,484		\$5,165,484	\$1,197,972		\$1,197,972	\$5,153,409	
2A.2 Fire Station No. 27		\$7,209,602	\$0	\$7,209,602	\$123,746		\$123,746	\$7,085,856		\$7,085,856	\$6,120,000	
2A.3 Fire Station No. 16		\$280,000	\$0	\$280,000	\$280,000		\$280,000	\$0		\$0	\$6,000,000	
2A.4 Fire Station No. 14		\$0	\$0	\$0							\$6,000,000	
2A.5 Fire Station No. 28		\$0	\$0	\$0							\$6,000,000	
2A.6 Fire Station No. 5		\$0	\$0	\$0							\$6,000,000	
1.2.2 2B - Repair Fire Stations and Related Capital Equipment	\$3,100,000	\$3,100,000	\$0	\$3,100,000	\$1,463,986		\$1,463,986	\$1,636,014	\$0	\$1,636,014	\$3,099,640	\$0
2B Repair Fire Stations and Related Capital Equipment	\$3,100,000	\$3,100,000	\$0	\$3,100,000	\$1,463,986		\$1,463,986	\$1,636,014		\$1,636,014	\$3,099,640	\$0
2B.1 Roof Maintenance Repair and Replacement at DeKalb County Fire Stations		\$1,136,640	\$0	\$1,136,640	\$1,034,530		\$1,034,530	\$102,110		\$102,110	\$1,136,640	
2B.2 Alerting Systems at DeKalb County Fire Stations		\$1,963,360	\$0	\$1,963,360	\$429,456		\$429,456	\$1,533,904		\$1,533,904		
1.2.3 2C - Upgrade Fire Radio System	\$1,500,000	\$1,500,000	\$0	\$1,500,000	\$1,499,471		\$1,499,471	\$529	\$0	\$529	\$1,500,000	\$0
2C.1 Upgrade Fire Radio System	\$1,500,000	\$1,500,000	\$0	\$1,500,000	\$1,499,471		\$1,499,471	\$529		\$529	\$1,500,000	\$0
1.2.4 2D - Purchase Fire Quick Response Units	\$2,000,000	\$2,000,000	\$0	\$2,000,000	\$1,989,669		\$1,989,669	\$10,331	\$0	\$10,331	\$2,000,000	\$0
2D.1 Purchase Fire Quick Response Units	\$2,000,000	\$2,000,000	\$0	\$2,000,000	\$1,989,669		\$1,989,669	\$10,331		\$10,331	\$2,000,000	\$0

* Actual Expenditures are based on submitted invoices



	SPLOST Referendum Budget	Budget Authorized			Actual Expenditures			Available Balance			Current Estimate at Completion (EAC)	SPLOST Referendum Balance
		SPLOST	Other Sources	Total	SPLOST	Other Sources	Total	SPLOST	Other Sources	Total		
2D.1.1 Purchase and Upfitting of Fire Quick Response Vehicles (10)		\$2,000,000	\$0	\$2,000,000	\$1,989,669		\$1,989,669	\$10,331		\$10,331	\$2,000,000	
1.2.5 2E - Repair and Replace Police Precinct(s) and Public Safety Facility(ies)	\$2,856,675	\$2,854,316	\$0	\$2,854,316	\$2,832,657		\$2,832,657	\$21,660	\$0	\$21,660	\$2,854,316	\$2,358
2E Repair and Replace Police Precincts and Public Safety Facilities		\$2,854,316	\$0	\$2,854,316	\$2,832,657		\$2,832,657	\$21,660		\$21,660	\$2,854,316	
2E.1 Exchange Elevators		\$859,464	\$0	\$859,464	\$859,464		\$859,464	\$0		\$0	\$859,464	
2E.2 Fire Services Training Facility		\$1,994,852	\$0	\$1,994,852	\$1,973,193		\$1,973,193	\$21,660		\$21,660	\$1,994,852	
1.2.6 2F - Police Vehicles	\$5,606,300	\$5,606,300	\$692,285	\$6,298,585	\$5,598,745	\$692,285	\$6,291,029	\$7,555	\$0	\$7,555	\$6,298,585	\$0
2F.1 Police Vehicles	\$5,606,300	\$5,606,300	\$692,285	\$6,298,585	\$5,598,745	\$692,285	\$6,291,029	\$7,555	\$0	\$7,555	\$6,298,585	\$0
1.2.7 2G - Repair or Replace Bobby Burgess Building	\$27,300,000	\$926,709	\$0	\$926,709	\$479,660		\$479,660	\$447,049	\$0	\$447,049	\$678,000	\$26,373,291
2G.1 Bobby Burgess Building A&E Needs Assessment		\$0	\$0	\$0								
1.2.7.2 2G.2 Bobby Burgess Evidence Storage Facility		\$926,709	\$0	\$926,709	\$479,660		\$479,660	\$447,049	\$0	\$447,049	\$678,000	
2G.2 Bobby Burgess Evidence Storage Facility		\$926,709	\$0	\$926,709	\$479,660		\$479,660	\$447,049		\$447,049	\$678,000	
1.2.8 2H - Planning and Design for Public Safety Training Facility	\$1,200,000	\$0	\$0	\$0				\$0	\$0	\$0		\$1,200,000
2H.1 Planning and Design for Public Safety Training Facility		\$0	\$0	\$0								
1.3 3 - Repair of Capital Outlay Projects	\$57,250,000	\$39,842,564	\$5,855,242	\$45,697,806	\$18,471,495	\$5,117,518	\$23,589,013	\$21,371,068	\$737,724	\$22,108,793	\$25,559,421	\$17,407,436
1.3.1 3-1 - Parks and Recreation Repairs	\$37,250,000	\$31,246,570	\$5,699,331	\$36,945,902	\$12,001,131	\$5,117,518	\$17,118,649	\$19,245,439	\$581,814	\$19,827,253	\$20,367,273	\$6,003,429
1.3.1.1 3A - Athletic Fields	\$11,650,000	\$9,988,698	\$1,500,000	\$11,488,698	\$2,676,980	\$1,500,000	\$4,176,980	\$7,311,718	\$0	\$7,311,718	\$4,207,998	\$1,661,302
3A Athletic Fields	\$11,650,000	\$0	\$0	\$0								\$11,650,000

* Actual Expenditures are based on submitted invoices



	SPLOST Referendum Budget	Budget Authorized			Actual Expenditures			Available Balance			Current Estimate at Completion (EAC)	SPLOST Referendum Balance
		SPLOST	Other Sources	Total	SPLOST	Other Sources	Total	SPLOST	Other Sources	Total		
3A.10 A/E Services for DeKalb County Athletic Fields		\$158,500	\$0	\$158,500				\$158,500		\$158,500	\$200,000	
3A.4 Truelove Park Athletic Fields		\$0	\$0	\$0								
3A.6 Redan Park Athletic Fields		\$0	\$0	\$0								
3A.8 Hamilton Park Athletic Fields		\$0	\$0	\$0								
3A.9 Rock Chapel Park Athletic Fields		\$0	\$0	\$0								
1.3.1.1.11 3A.11 Gresham Park Baseball Fields Renovation		\$2,500,000	\$1,500,000	\$4,000,000	\$2,069,265	\$1,500,000	\$3,569,265	\$430,735	\$0	\$430,735	\$4,007,998	
3A.11 Gresham Park Baseball Fields Renovation		\$2,500,000	\$1,500,000	\$4,000,000	\$2,069,265	\$1,500,000	\$3,569,265	\$430,735	\$0	\$430,735	\$4,007,998	
1.3.1.1.12 3A.12 Athletic Field Renovations at Exchange, Wade Walker, Mid Way and Shoal Creek Parks		\$6,719,586	\$0	\$6,719,586	\$65,217		\$65,217	\$6,654,369	\$0	\$6,654,369		
3A.12 Athletic Field Renovations at Exchange, Wade Walker, Midway and Shoal Creek Parks		\$6,719,586	\$0	\$6,719,586	\$65,217		\$65,217	\$6,654,369	\$0	\$6,654,369		
1.3.1.1.13 3A.13 Athletic Field Lighting and Electrical Improvements at Truelove Park		\$500,000	\$0	\$500,000	\$486,840		\$486,840	\$13,160	\$0	\$13,160		
3A.13 Athletic Field Lighting and Electrical Improvements at Truelove Park		\$500,000	\$0	\$500,000	\$486,840		\$486,840	\$13,160	\$0	\$13,160		
1.3.1.1.14 3A.14 - Athletic Scoreboards at DeKalb County Athletic Fields		\$110,612	\$0	\$110,612	\$55,658		\$55,658	\$54,954	\$0	\$54,954		

* Actual Expenditures are based on submitted invoices



	SPLOST Referendum Budget	Budget Authorized			Actual Expenditures			Available Balance			Current Estimate at Completion (EAC)	SPLOST Referendum Balance
		SPLOST	Other Sources	Total	SPLOST	Other Sources	Total	SPLOST	Other Sources	Total		
3A.14 Athletic Scoreboards at DeKalb County Athletic Fields		\$110,612	\$0	\$110,612	\$55,658		\$55,658	\$54,954		\$54,954		
1.3.1.2 3B - Renovate Athletic and Recreation Facilities	\$8,400,000	\$8,385,097	\$0	\$8,385,097	\$4,077,839		\$4,077,839	\$4,307,258	\$0	\$4,307,258	\$7,118,597	\$14,903
3B.1 A/E Services for Athletic and Recreation Facilities		\$241,500	\$0	\$241,500	\$164,684		\$164,684	\$76,816		\$76,816	\$200,000	
3B.2 Parks and Recreation Facilities - Roof Maintenance Repair and Replacement		\$3,802,302	\$0	\$3,802,302	\$2,820,494		\$2,820,494	\$981,808		\$981,808	\$3,802,302	
1.3.1.2.2 3B.2 Roof Maintenance Repair and Replacement at DeKalb County Athletic and Recreation Facilities		\$3,802,302	\$0	\$3,802,302	\$2,820,494		\$2,820,494	\$981,808	\$0	\$981,808		
3B.2.1 NH Scott Recreation Center Roof Repair and Replacement		\$349,066	\$0	\$349,066	\$349,066		\$349,066	\$0		\$0	\$349,066	
3B.2.10 Midway Park Metal Roof (1)		\$59,212	\$0	\$59,212	\$49,212		\$49,212	\$10,000		\$10,000		
3B.2.11 Redan Park Metal Roof (5)		\$135,957	\$0	\$135,957	\$120,957		\$120,957	\$15,000		\$15,000		
3B.2.12 Rock Chapel Park Metal Roof (2)		\$99,508	\$0	\$99,508	\$89,508		\$89,508	\$10,000		\$10,000		
3B.2.13 Shoal Creek Park Metal Roof (2)		\$113,814	\$0	\$113,814	\$103,814		\$103,814	\$10,000		\$10,000		
3B.2.14 True Love Park Metal Roof (1)		\$80,560	\$0	\$80,560	\$70,560		\$70,560	\$10,000		\$10,000		
3B.2.2 Community Achievement Center Roof Repair and Replacement		\$6,800	\$0	\$6,800				\$6,800		\$6,800	\$6,800	
3B.2.3 Porter Sanford III Performing Arts & Community Center Roof Repair and Replacement		\$218,200	\$0	\$218,200	\$218,200		\$218,200	\$0		\$0	\$23,500	

* Actual Expenditures are based on submitted invoices



	SPLOST Referendum Budget	Budget Authorized			Actual Expenditures			Available Balance			Current Estimate at Completion (EAC)	SPLOST Referendum Balance
		SPLOST	Other Sources	Total	SPLOST	Other Sources	Total	SPLOST	Other Sources	Total		
3B.2.4 Lucious Sanders Community Center Roof Repair and Replacement		\$345,095	\$0	\$345,095	\$345,095		\$345,095	\$0		\$0	\$334,507	
3B.2.5 Wade Walker Park Facilities Roof Repair and Replacement		\$138,760	\$0	\$138,760	\$138,760		\$138,760	\$0		\$0	\$138,760	
3B.2.6 Lithonia Park Shelter Roof Repair and Replacement		\$65,172	\$0	\$65,172	\$55,402		\$55,402	\$9,770		\$9,770	\$65,172	
3B.2.7 Callanwolde Fine Arts Center Roof Repair and Replacement		\$1,049,450	\$0	\$1,049,450	\$1,049,450		\$1,049,450	\$0		\$0		
3B.2.8 Gresham Park Concession Building Roof Repair and Replacement		\$58,180	\$0	\$58,180	\$43,804		\$43,804	\$14,376		\$14,376		
3B.2.9 Wade Walker Park Maintenance Shop Roof Repair and Replacement		\$216,666	\$0	\$216,666	\$186,666		\$186,666	\$30,000		\$30,000		
3B.2.99 Roof Repairs Unallocated		\$865,862	\$0	\$865,862				\$865,862		\$865,862	\$1,835,047	
1.3.1.2.3 3B.3 Athletic and Recreation Facilities Modernizations and Upgrades		\$3,116,295	\$0	\$3,116,295	\$592,192		\$592,192	\$2,524,103	\$0	\$2,524,103	\$3,116,295	
3B.3 Athletic and Recreation Facilities Modernizations and Upgrades		\$3,116,295	\$0	\$3,116,295	\$592,192		\$592,192	\$2,524,103		\$2,524,103	\$3,116,295	
3B.3.99 3B.3.99 Athletic and Recreation Facilities Unallocated		\$922,881	\$0	\$922,881				\$922,881		\$922,881		
1.3.1.2.3.8 3B.3.8 Midway Park Concession		\$119,149	\$0	\$119,149	\$115,848		\$115,848	\$3,301	\$0	\$3,301		
3B.1.8 3B.1.8 Midway Park Concession A/E Services		\$0	\$0	\$0								

* Actual Expenditures are based on submitted invoices



	SPLOST Referendum Budget	Budget Authorized			Actual Expenditures			Available Balance			Current Estimate at Completion (EAC)	SPLOST Referendum Balance
		SPLOST	Other Sources	Total	SPLOST	Other Sources	Total	SPLOST	Other Sources	Total		
3B.3.8 3B.3.8 Midway Park Concession Modernizations and Upgrades		\$119,149	\$0	\$119,149	\$115,848		\$115,848	\$3,301		\$3,301		
1.3.1.2.3.9 3B.3.9 Midway Park Football Press Box		\$495,000	\$0	\$495,000				\$495,000	\$0	\$495,000		
3B.1.9 3B.1.9 Midway Park Football Press Box A/E Services		\$0	\$0	\$0								
3B.3.9 3B.3.9 Midway Park Football Press Box Modernizations and Upgrades		\$495,000	\$0	\$495,000				\$495,000		\$495,000		
1.3.1.2.3.10 3B.3.10 Exchange Park Pavilion Restroom		\$1,095,000	\$0	\$1,095,000				\$1,095,000	\$0	\$1,095,000		
3B.1.10 3B.1.10 Exchange Park Pavilion Restroom A/E Services		\$0	\$0	\$0								
3B.3.10 3B.3.10 Exchange Park Pavilion Restroom Modernizations and Upgrades		\$1,095,000	\$0	\$1,095,000				\$1,095,000		\$1,095,000		
1.3.1.2.3.12 3B.3.12 Exchange Facility Improvements		\$145,361	\$0	\$145,361	\$145,361		\$145,361	\$0	\$0	\$0		
3B.3.12 3B.3.12 Exchange Facility Drainage Improvements		\$145,361	\$0	\$145,361	\$145,361		\$145,361	\$0		\$0		
1.3.1.2.3.13 3B.3.13 Gresham Park Concession Building		\$162,609	\$0	\$162,609	\$154,689		\$154,689	\$7,920	\$0	\$7,920		
3B.3.13 3B.3.13 Gresham Park Concession Building Modernizations and Upgrades		\$162,609	\$0	\$162,609	\$154,689		\$154,689	\$7,920		\$7,920		

* Actual Expenditures are based on submitted invoices



	SPLOST Referendum Budget	Budget Authorized			Actual Expenditures			Available Balance			Current Estimate at Completion (EAC)	SPLOST Referendum Balance
		SPLOST	Other Sources	Total	SPLOST	Other Sources	Total	SPLOST	Other Sources	Total		
1.3.1.2.3.14 3B.3.14 Exchange Park Center Gymnasium Floor Improvements		\$176,295	\$0	\$176,295	\$176,295		\$176,295	\$0	\$0	\$0		
3B.3.14 3B.3.14 Exchange Park Center Gymnasium Floor Improvements		\$176,295	\$0	\$176,295	\$176,295		\$176,295	\$0		\$0		
1.3.1.2.4 3B.4 Athletic and Recreation Facilities Pavilion, Shelter and Shade Structure Improvements		\$1,225,000	\$0	\$1,225,000	\$500,468		\$500,468	\$724,532	\$0	\$724,532		
3B.4 Athletic and Recreation Facilities Pavilions, Shelters and Shade Structures Improvements		\$1,225,000	\$0	\$1,225,000	\$500,468		\$500,468	\$724,532		\$724,532		
1.3.1.2.4.1 3B.4.1 Exchange Park Entrance		\$230,223	\$0	\$230,223				\$230,223	\$0	\$230,223		
3B.4.1 3B.4.1 Exchange Park Entrance Pavilions, Shelters and Shade Structures		\$230,223	\$0	\$230,223				\$230,223		\$230,223		
1.3.1.2.4.2 3B.4.2 Shoal Creek II Park		\$169,976	\$0	\$169,976	\$154,976		\$154,976	\$15,000	\$0	\$15,000		
3B.4.2 3B.4.2 Shoal Creek II Park Pavilions, Shelters and Shade Structures		\$169,976	\$0	\$169,976	\$154,976		\$154,976	\$15,000		\$15,000		
1.3.1.2.4.3 3B.4.3 Glen Emerald Park		\$272,153	\$0	\$272,153	\$248,153		\$248,153	\$24,000	\$0	\$24,000		
3B.4.3 3B.4.3 Glen Emerald Park Pavilions, Shelters and Shade Structures		\$272,153	\$0	\$272,153	\$248,153		\$248,153	\$24,000		\$24,000		
1.3.1.2.4.4 3B.4.4 County Line Park		\$227,726	\$0	\$227,726	\$500		\$500	\$227,226	\$0	\$227,226		
3B.4.4 3B.4.4 County Line Park Pavilions, Shelters and Shade Structures		\$227,726	\$0	\$227,726	\$500		\$500	\$227,226		\$227,226		

* Actual Expenditures are based on submitted invoices



	SPLOST Referendum Budget	Budget Authorized			Actual Expenditures			Available Balance			Current Estimate at Completion (EAC)	SPLOST Referendum Balance
		SPLOST	Other Sources	Total	SPLOST	Other Sources	Total	SPLOST	Other Sources	Total		
1.3.1.2.4.5 3B.4.5 Emory Grove Park		\$79,935	\$0	\$79,935	\$35,175		\$35,175	\$44,760	\$0	\$44,760		
3B.4.5 3B.4.5 Emory Grove Park Pavilions, Shelters and Shade Structures		\$79,935	\$0	\$79,935	\$35,175		\$35,175	\$44,760		\$44,760		
1.3.1.2.4.11 3B.4.11 Washington Park		\$67,664	\$0	\$67,664	\$61,664		\$61,664	\$6,000	\$0	\$6,000		
3B.4.11 3B.4.11 Washington Park Pavilions, Shelters and Shade Structures		\$67,664	\$0	\$67,664	\$61,664		\$61,664	\$6,000		\$6,000		
1.3.1.2.4.99 3B.4.99 Athletic and Rec Facilities Pavilion, Shelter and Shade Structure Improvements Unallocated		\$177,322	\$0	\$177,322				\$177,322	\$0	\$177,322		
3B.4.99 Athletic and Recreation Facilities Pavilions, Shelters and Shade Structures Improvements Unallocated		\$177,322	\$0	\$177,322				\$177,322		\$177,322		
1.3.1.3 3C - Parks, Playgrounds, and Recreational Areas	\$6,900,000	\$3,097,518	\$3,599,331	\$6,696,849	\$1,286,243	\$3,028,154	\$4,314,396	\$1,811,275	\$571,177	\$2,382,453	\$3,829,878	\$3,802,482
3C Parks, Playground and Recreation Areas	\$6,900,000	\$0	\$0	\$0								\$6,900,000
3C.1 Lithonia Park Playground		\$200,000	\$170,657	\$370,657	\$200,000	\$170,657	\$370,657	\$0	\$0	\$0	\$370,657	
3C.16 A/E Services for Parks, Playgrounds, and Recreational Areas		\$55,500	\$0	\$55,500	\$32,400		\$32,400	\$23,100		\$23,100	\$55,500	
1.3.1.3.16 3C.16 A/E Services at DeKalb County Parks, Playgrounds, and Recreational Areas		\$55,500	\$0	\$55,500	\$32,400		\$32,400	\$23,100	\$0	\$23,100		
1.3.1.3.16.1 3C.16.1 Oak Creek Park Playground and Pavilion		\$46,000	\$0	\$46,000	\$32,400		\$32,400	\$13,600	\$0	\$13,600		

* Actual Expenditures are based on submitted invoices



	SPLOST Referendum Budget	Budget Authorized			Actual Expenditures			Available Balance			Current Estimate at Completion (EAC)	SPLOST Referendum Balance
		SPLOST	Other Sources	Total	SPLOST	Other Sources	Total	SPLOST	Other Sources	Total		
3C.16.1 3C.16.1 Oak Creek Park Playground and Pavilion		\$46,000	\$0	\$46,000	\$32,400		\$32,400	\$13,600		\$13,600		
1.3.1.3.16.99 3C.16.99 A/E Services at DeKalb County Parks, Playgrounds and Rec Areas Unallocated		\$9,500	\$0	\$9,500				\$9,500	\$0	\$9,500		
3C.16.99 Parks Playgrounds and Recreational Areas Unallocated		\$9,500	\$0	\$9,500				\$9,500		\$9,500		
1.3.1.3.17 3C.17 Glen Emerald Dam Trail Improvements		\$500,047	\$3,428,674	\$3,928,722	\$400,500	\$2,857,497	\$3,257,997	\$99,547	\$571,177	\$670,725	\$3,403,722	
3C.17 Glen Emerald Dam and Trail Improvements	\$438,797	\$500,047	\$3,428,674	\$3,928,722	\$400,500	\$2,857,497	\$3,257,997	\$99,547	\$571,177	\$670,725	\$3,403,722	(\$61,250)
1.3.1.3.18 3C.18 Parks, Playgrounds, and Recreational Areas Construction		\$2,341,970	\$0	\$2,341,970	\$653,343		\$653,343	\$1,688,628	\$0	\$1,688,628		
3C.18 Parks, Playgrounds and Recreational Areas (14 Parks)		\$2,341,970	\$0	\$2,341,970	\$653,343		\$653,343	\$1,688,628		\$1,688,628		
1.3.1.3.18.1 3C.18.1 Shoal Creek 3 Park Playground		\$284,513	\$0	\$284,513				\$284,513	\$0	\$284,513		
3C.18.1 3C.18.1 Shoal Creek 3 Park Playground		\$284,513	\$0	\$284,513				\$284,513		\$284,513		
1.3.1.3.18.4 3C.18.4 Emmie Smith Park Playground		\$279,540	\$0	\$279,540				\$279,540	\$0	\$279,540		
3C.18.4 3C.18.4 Emmie Smith Park Playground		\$279,540	\$0	\$279,540				\$279,540		\$279,540		
1.3.1.3.18.6 3C.18.6 Princeton Park Playground		\$199,676	\$0	\$199,676				\$199,676	\$0	\$199,676		
3C.18.6 3C.18.6 Princeton Park Playground		\$199,676	\$0	\$199,676				\$199,676		\$199,676		

* Actual Expenditures are based on submitted invoices



	SPLOST Referendum Budget	Budget Authorized			Actual Expenditures			Available Balance			Current Estimate at Completion (EAC)	SPLOST Referendum Balance
		SPLOST	Other Sources	Total	SPLOST	Other Sources	Total	SPLOST	Other Sources	Total		
1.3.1.3.18.8 3C.18.8 Medlock Park Playground		\$425,172	\$0	\$425,172	\$314,224		\$314,224	\$110,948	\$0	\$110,948		
3C.18.8 3C.18.8 Medlock Park Playground		\$425,172	\$0	\$425,172	\$314,224		\$314,224	\$110,948		\$110,948		
1.3.1.3.18.9 3C.18.9 Washington Park Playground		\$227,467	\$0	\$227,467	\$74,187		\$74,187	\$153,280	\$0	\$153,280		
3C.18.9 3C.18.9 Washington Park Playground		\$227,467	\$0	\$227,467	\$74,187		\$74,187	\$153,280		\$153,280		
1.3.1.3.18.10 3C.18.10 Bruce Street Park Playground		\$264,932	\$0	\$264,932	\$264,932		\$264,932	\$0	\$0	\$0		
3C.18.10 3C.18.10 Bruce Street Park Playground		\$264,932	\$0	\$264,932	\$264,932		\$264,932	\$0		\$0		
1.3.1.3.18.12 3C.18.12 Shoal Creek 2 Park Playground		\$369,551	\$0	\$369,551				\$369,551	\$0	\$369,551		
3C.18.12 3C.18.12 Shoal Creek 2 Park Playground		\$369,551	\$0	\$369,551				\$369,551		\$369,551		
1.3.1.3.18.13 3C.18.13 WD Thomson Park Playground		\$291,120	\$0	\$291,120				\$291,120	\$0	\$291,120		
3C.18.13 3C.18.13 WD Thomson Park Playground		\$291,120	\$0	\$291,120				\$291,120		\$291,120		
1.3.1.4 3D - Pools and Other Aquatics Facilities	\$3,950,000	\$3,939,500	\$0	\$3,939,500	\$472,214		\$472,214	\$3,467,286	\$0	\$3,467,286	\$410,800	\$10,500
3D Pools and Other Aquatic Facilities		\$0	\$0	\$0							\$205,400	
1.3.1.4.1 3D.1 Pools and Other Aquatics Facilities A&E Services		\$204,500	\$0	\$204,500	\$166,310		\$166,310	\$38,190	\$0	\$38,190	\$205,400	
3D.1 Pools and Other Aquatic Facilities A&E Services		\$204,500	\$0	\$204,500	\$166,310		\$166,310	\$38,190		\$38,190	\$205,400	
1.3.1.4.2 3D.2 NH Scott Pool Renovations and Upgrades		\$3,735,000	\$0	\$3,735,000	\$305,904		\$305,904	\$3,429,096	\$0	\$3,429,096		

* Actual Expenditures are based on submitted invoices



	SPLOST Referendum Budget	Budget Authorized			Actual Expenditures			Available Balance			Current Estimate at Completion (EAC)	SPLOST Referendum Balance
		SPLOST	Other Sources	Total	SPLOST	Other Sources	Total	SPLOST	Other Sources	Total		
3D.2 NH Scott Park Pool Renovations and Upgrades		\$3,735,000	\$0	\$3,735,000	\$305,904		\$305,904	\$3,429,096		\$3,429,096		
1.3.1.5 3E - Resurfacing Trails and Paved Areas	\$3,000,000	\$3,000,000	\$0	\$3,000,000	\$1,430,712		\$1,430,712	\$1,569,288	\$0	\$1,569,288	\$3,000,000	\$0
3E Resurfacing Trails and Paved Areas		\$0	\$0	\$0								
3E.1 Resurfacing Trails and Paved Areas		\$3,000,000	\$0	\$3,000,000	\$1,430,712		\$1,430,712	\$1,569,288		\$1,569,288	\$3,000,000	
3E.1.1 Mary Scott Park		\$63,731	\$0	\$63,731	\$63,731		\$63,731	\$0		\$0	\$65,079	
3E.1.2 Hidden Acres Park		\$292,446	\$0	\$292,446	\$292,446		\$292,446	\$0		\$0	\$349,925	
3E.1.4 Chestnut Street Complex		\$621,027	\$0	\$621,027	\$621,027		\$621,027	\$0		\$0	\$623,400	
3E.1.5 Rock Chapel Park		\$165,354	\$0	\$165,354	\$165,354		\$165,354	\$0		\$0	\$186,220	
3E.1.6 Gresham Park Resurfacing		\$288,214	\$0	\$288,214	\$288,155		\$288,155	\$59		\$59		
3E.99 Resurfacing Trails and Paved Areas Unallocated		\$1,569,229	\$0	\$1,569,229				\$1,569,229		\$1,569,229	\$1,487,162	
1.3.1.6 3F - Golf Courses	\$1,000,000	\$1,000,000	\$600,000	\$1,600,000	\$1,000,000	\$589,364	\$1,589,364	\$0	\$10,636	\$10,636	\$1,600,000	\$0
3F.1 Sugar Creek Golf and Tennis Center Action Plan	\$1,000,000	\$1,000,000	\$600,000	\$1,600,000	\$1,000,000	\$589,364	\$1,589,364	\$0	\$10,636	\$10,636	\$1,600,000	\$0
3F.1.1 Sugar Creek Golf and Tennis Center - Install Musco Lighting System		\$400,000	\$0	\$400,000	\$400,000		\$400,000	\$0		\$0	\$400,000	
3F.1.11 Sugar Creek Golf and Tennis Center - Cart Barn Repairs		\$0	\$9,705	\$9,705		\$9,705	\$9,705		\$0	\$0	\$9,705	
3F.1.2 Sugar Creek Golf and Tennis Center - Green's Renovation (Sprigging)		\$0	\$254,050	\$254,050		\$254,050	\$254,050		\$1	\$1	\$254,050	

* Actual Expenditures are based on submitted invoices



	SPLOST Referendum Budget	Budget Authorized			Actual Expenditures			Available Balance			Current Estimate at Completion (EAC)	SPLOST Referendum Balance
		SPLOST	Other Sources	Total	SPLOST	Other Sources	Total	SPLOST	Other Sources	Total		
3F.1.3 Sugar Creek Golf and Tennis Center - Bridge Repair/Replacement		\$600,000	\$98,058	\$698,058	\$600,000	\$98,058	\$698,058	\$0	\$0	\$0	\$698,058	
3F.1.4 Sugar Creek Golf and Tennis Center - Safety Netting		\$0	\$46,290	\$46,290		\$46,290	\$46,290		\$0	\$0	\$46,290	
3F.1.5 Sugar Creek Golf and Tennis Center - Cart Path Repairs		\$0	\$175,862	\$175,862		\$175,862	\$175,862		\$0	\$0	\$175,862	
3F.1.6 Sugar Creek Golf and Tennis Center - Repair Roof on Pump House		\$0	\$2,200	\$2,200		\$2,200	\$2,200		\$0	\$0	\$2,200	
3F.1.7 Sugar Creek Golf and Tennis Center - Shades on Tennis Court		\$0	\$3,200	\$3,200		\$3,200	\$3,200		\$0	\$0	\$3,200	
3F.99 Sugar Creek Golf and Tennis Center Unallocated		\$0	\$10,636	\$10,636					\$10,636	\$10,636	\$10,636	
1.3.1.7 3G - Tennis and Basketball Courts Resurfacing	\$2,150,000	\$1,635,758	\$0	\$1,635,758	\$1,001,419		\$1,001,419	\$634,339	\$0	\$634,339		\$514,242
3G Tennis Court and Basketball Court Resurfacing	\$2,150,000	\$1,635,758	\$0	\$1,635,758	\$1,001,419		\$1,001,419	\$634,339		\$634,339		\$514,242
1.3.1.7.1 3G.1 - Tennis Court Resurfacing		\$1,294,256	\$0	\$1,294,256	\$662,775		\$662,775	\$631,481	\$0	\$631,481		
3G.1 Tennis Court Resurfacing		\$1,294,256	\$0	\$1,294,256	\$662,775		\$662,775	\$631,481		\$631,481		
1.3.1.7.2 3G.2 - Basketball Court Resurfacing		\$341,502	\$0	\$341,502	\$338,644		\$338,644	\$2,858	\$0	\$2,858		
3G.2 Basketball Court Resurfacing		\$341,502	\$0	\$341,502	\$338,644		\$338,644	\$2,858		\$2,858		
1.3.1.8 3H - Stream Bank Restoration / Drainage and Stormwater Improvements	\$200,000	\$200,000	\$0	\$200,000	\$55,725		\$55,725	\$144,275	\$0	\$144,275	\$200,000	\$0

* Actual Expenditures are based on submitted invoices



	SPLOST Referendum Budget	Budget Authorized			Actual Expenditures			Available Balance			Current Estimate at Completion (EAC)	SPLOST Referendum Balance
		SPLOST	Other Sources	Total	SPLOST	Other Sources	Total	SPLOST	Other Sources	Total		
3H.1 Stream Bank Restoration / Drainage and Stormwater Improvements	\$200,000	\$200,000	\$0	\$200,000	\$55,725		\$55,725	\$144,275		\$144,275	\$200,000	\$0
3H.1.1 Stream Bank Restoration/Drainage and Stormwater Improvements at Medlock Park		\$55,990	\$0	\$55,990	\$55,725		\$55,725	\$265		\$265	\$47,150	
3H.1.2 Stream Bank Restoration/Drainage and Stormwater Improvements at W.D. Thomson Park		\$136,590	\$0	\$136,590				\$136,590		\$136,590	\$136,590	
3H.99 Stream Bank Restoration/Drainage and Stormwater Improvements Unallocated		\$7,420	\$0	\$7,420				\$7,420		\$7,420		
1.3.2 3-2 - General Repairs	\$20,000,000	\$8,595,993	\$155,911	\$8,751,904	\$6,470,364		\$6,470,364	\$2,125,629	\$155,911	\$2,281,540	\$5,192,148	\$11,404,006
1.3.2.1 3I - County Courthouse Administrative Complex Including Parking	\$16,500,000	\$5,095,993	\$49,523	\$5,145,517	\$4,429,082		\$4,429,082	\$666,912	\$49,523	\$716,435	\$1,363,612	\$11,404,006
3I.1 Repairs to Courthouse Parking Deck		\$1,049,344	\$0	\$1,049,344	\$422,732		\$422,732	\$626,613		\$626,613	\$448,425	
3I.2 District Attorney Office		\$0	\$0	\$0								
3I.3 Clerk of the Superior Court		\$0	\$0	\$0								
3I.4 Office of the Solicitor General		\$0	\$0	\$0								
3I.5 DeKalb County Court Building Renovations and Upgrades		\$0	\$0	\$0								
3I.5.1 Dekalb County Court Building - Construct Special Purpose Court Room		\$0	\$0	\$0								

* Actual Expenditures are based on submitted invoices



	SPLOST Referendum Budget	Budget Authorized			Actual Expenditures			Available Balance			Current Estimate at Completion (EAC)	SPLOST Referendum Balance
		SPLOST	Other Sources	Total	SPLOST	Other Sources	Total	SPLOST	Other Sources	Total		
31.5.2 DeKalb County Court Building - HVAC Equipment Improvements		\$910,000	\$0	\$910,000	\$910,000		\$910,000	\$0		\$0		
31.5.3 DeKalb County Court Building - Elevator Modernization		\$865,663	\$49,523	\$915,187	\$863,293		\$863,293	\$2,370	\$49,523	\$51,894	\$915,187	
31.5.4 DeKalb County Court Building - Security Improvements		\$599,886	\$0	\$599,886	\$561,957		\$561,957	\$37,929		\$37,929		
31.5.5 DeKalb County Court Building - Plumbing Repairs		\$0	\$0	\$0								
31.5.6 DeKalb County Court Building - Carpet Replacement		\$0	\$0	\$0								
31.5.7 DeKalb County Court Building - Roof Repairs and Improvements		\$1,671,100	\$0	\$1,671,100	\$1,671,100		\$1,671,100	\$0		\$0		
31.6 Courts at Bobby Burgess Facility		\$0	\$0	\$0								
31.7 Parking Shortage Resolution		\$0	\$0	\$0								
1.3.2.2 3J - DeKalb County Senior Center Repairs	\$1,000,000	\$1,000,000	\$0	\$1,000,000	\$886,292		\$886,292	\$113,708	\$0	\$113,708	\$918,076	\$0
1.3.2.2.1 3J.1 - HVAC Repairs or Replacements at DeKalb County Senior Centers		\$612,005	\$0	\$612,005	\$535,696		\$535,696	\$76,308	\$0	\$76,308	\$546,811	
3J.1 HVAC Repairs or Replacements at DeKalb County Senior Centers		\$612,005	\$0	\$612,005	\$535,696		\$535,696	\$76,308		\$76,308	\$546,811	
3J.1.1 HVAC Repairs at Lou Walker Senior Center		\$242,372	\$0	\$242,372	\$242,372		\$242,372	\$0		\$0	\$242,372	
3J.1.2 HVAC Repairs at 30 Warren Street Senior Center		\$293,324	\$0	\$293,324	\$293,324		\$293,324	\$0		\$0	\$293,324	

* Actual Expenditures are based on submitted invoices



	SPLOST Referendum Budget	Budget Authorized			Actual Expenditures			Available Balance			Current Estimate at Completion (EAC)	SPLOST Referendum Balance
		SPLOST	Other Sources	Total	SPLOST	Other Sources	Total	SPLOST	Other Sources	Total		
3J.1.99 HVAC Repairs at DeKalb Senior Centers (Approved but Unallocated)		\$76,308	\$0	\$76,308				\$76,308		\$76,308	\$11,115	
1.3.2.2.2 3J.2 - Roof Maintenance Repair and Replacement at DeKalb County Senior Centers		\$178,576	\$0	\$178,576	\$145,322		\$145,322	\$33,254	\$0	\$33,254	\$178,576	
3J.2 Roof Maintenance Repair and Replacement at DeKalb County Senior Centers		\$178,576	\$0	\$178,576	\$145,322		\$145,322	\$33,254		\$33,254	\$178,576	
3J.2.1 30 Warren Street Senior Center Roof Repair		\$178,576	\$0	\$178,576	\$145,322		\$145,322	\$33,254		\$33,254	\$178,576	
1.3.2.2.3 3J.3 - Elevator Repair at DeKalb County Senior Centers		\$192,689	\$0	\$192,689	\$188,544		\$188,544	\$4,145	\$0	\$4,145	\$192,689	
3J.3 Elevator Repairs at DeKalb County Senior Centers		\$192,689	\$0	\$192,689	\$188,544		\$188,544	\$4,145		\$4,145	\$192,689	
3J.3.1 30 Warren Street Senior Center Elevator Repairs		\$183,089	\$0	\$183,089	\$178,944		\$178,944	\$4,145		\$4,145	\$183,089	
3J.3.2 Lou Walker Senior Center Elevator Repairs		\$9,600	\$0	\$9,600	\$9,600		\$9,600	\$0		\$0	\$9,600	
1.3.2.2.4 3J.4 - Miscellaneous Repairs and Improvements at DeKalb County Senior Centers		\$16,730	\$0	\$16,730	\$16,730		\$16,730	\$0	\$0	\$0		
3J.4 Miscellaneous Repairs and Improvements at DeKalb County Senior Centers		\$16,730	\$0	\$16,730	\$16,730		\$16,730	\$0		\$0		
1.3.2.2.4.1 3J.4.1 Erosion Control Site Work at Lou Waker Senior Center		\$16,730	\$0	\$16,730	\$16,730		\$16,730	\$0	\$0	\$0		

* Actual Expenditures are based on submitted invoices



	SPLOST Referendum Budget	Budget Authorized			Actual Expenditures			Available Balance			Current Estimate at Completion (EAC)	SPLOST Referendum Balance
		SPLOST	Other Sources	Total	SPLOST	Other Sources	Total	SPLOST	Other Sources	Total		
3J.4.1 Erosion Control Site Work at Lou Walker Senior Center		\$16,730	\$0	\$16,730	\$16,730		\$16,730	\$0		\$0		
1.3.2.3 3K - DeKalb County Health Care Facility Repairs	\$1,000,000	\$1,000,000	\$0	\$1,000,000	\$1,000,000		\$1,000,000	\$0	\$0	\$0	\$1,000,000	\$0
1.3.2.3.1 3K.1 - HVAC Repairs or Replacements at DeKalb County Health Care Facilities		\$1,000,000	\$0	\$1,000,000	\$1,000,000		\$1,000,000	\$0	\$0	\$0	\$1,000,000	
3K.1 HVAC Repairs or Replacements at DeKalb County Health Care Facilities	\$1,000,000	\$1,000,000	\$0	\$1,000,000	\$1,000,000		\$1,000,000	\$0		\$0	\$1,000,000	\$0
3K.1.1 HVAC Repairs at Richardson Health Care Facility		\$723,186	\$0	\$723,186	\$723,186		\$723,186	\$0		\$0	\$723,186	
3K.1.2 HVAC Replacements at North DeKalb Health Center		\$276,814	\$0	\$276,814	\$276,814		\$276,814	\$0		\$0		
1.3.2.4 3L - DeKalb County Library Repairs	\$1,500,000	\$1,500,000	\$106,388	\$1,606,388	\$154,990		\$154,990	\$1,345,010	\$106,388	\$1,451,397	\$1,910,459	\$0
1.3.2.4.1 3L.1 - Dumbwaiter System @ Decatur Main Library		\$71,378	\$0	\$71,378	\$71,378		\$71,378	\$0	\$0	\$0	\$85,653	
3L.1 Dumbwaiter System at Decatur Main Library		\$71,378	\$0	\$71,378	\$71,378		\$71,378	\$0		\$0	\$85,653	
1.3.2.4.2 3L.2 - Roof Maintenance Repair and Replacement at DeKalb County Libraries		\$83,613	\$0	\$83,613	\$83,613		\$83,613	\$0	\$0	\$0	\$373,409	
3L.2 Roof Maintenance Repair and Replacement at DeKalb County Libraries		\$83,613	\$0	\$83,613	\$83,613		\$83,613	\$0		\$0	\$373,409	
3L.2.1 Flat Shoals Library Roof Repair and Replacement		\$83,613	\$0	\$83,613	\$83,613		\$83,613	\$0		\$0	\$167,225	

* Actual Expenditures are based on submitted invoices



	SPLOST Referendum Budget	Budget Authorized			Actual Expenditures			Available Balance			Current Estimate at Completion (EAC)	SPLOST Referendum Balance
		SPLOST	Other Sources	Total	SPLOST	Other Sources	Total	SPLOST	Other Sources	Total		
3L.2.99 Library Roof Maintenance Repair and Replacement Unallocated		\$0	\$0	\$0								
1.3.2.4.3 3L.3 DeKalb County Libraries Restroom Renovations		\$1,345,010	\$106,388	\$1,451,397				\$1,345,010	\$106,388	\$1,451,397	\$1,451,397	
3L.3 DeKalb County Libraries Restroom Renovations		\$1,345,010	\$106,388	\$1,451,397				\$1,345,010	\$106,388	\$1,451,397	\$1,451,397	
1.4 4 - General Administrative Cost for All Projects on Project List	\$5,820,644	\$5,820,644	\$0	\$5,820,644	\$5,080,800		\$5,080,800	\$739,844	\$0	\$739,844	\$5,820,644	\$0
4A General Administrative	\$5,820,644	\$5,820,644	\$0	\$5,820,644	\$5,080,800		\$5,080,800	\$739,844		\$739,844	\$5,820,644	\$0
1.4.1 4.1 DeKalb County		\$522,931	\$0	\$522,931	\$407,492		\$407,492	\$115,439	\$0	\$115,439		
4A.1.1 DeKalb County Administrative Staff		\$415,505	\$0	\$415,505	\$357,186		\$357,186	\$58,319		\$58,319	\$229,790	
4A.1.2 Dekalb County Operating Supplies		\$20,000	\$0	\$20,000	\$14,859		\$14,859	\$5,141		\$5,141	\$20,000	
4A.1.3 Dekalb County Administrative Advertising Expenses		\$33,143	\$0	\$33,143	\$28,436		\$28,436	\$4,707		\$4,707	\$17,431	
4A.1.3.99 Dekalb County Administrative Advertising Expenses UNALLOCATED		\$45,103	\$0	\$45,103				\$45,103		\$45,103	\$255,652	
4A.1.4 Dekalb County Administrative SPLOST Oversight Committee Audio/Video Transcription		\$9,180	\$0	\$9,180	\$7,012		\$7,012	\$2,168		\$2,168		
1.4.2 4.2 Project Management		\$5,297,713	\$0	\$5,297,713	\$4,673,308		\$4,673,308	\$624,405	\$0	\$624,405		
4A.2.1 PM Public Safety UNALLOCATED		\$0	\$0	\$0							\$2,125,429	
4A.2.1.1 PM Public Safety WA #4 Core Services 2019		\$342,083	\$0	\$342,083	\$342,083		\$342,083	\$0		\$0	\$342,107	

* Actual Expenditures are based on submitted invoices



	SPLOST Referendum Budget	Budget Authorized			Actual Expenditures			Available Balance			Current Estimate at Completion (EAC)	SPLOST Referendum Balance
		SPLOST	Other Sources	Total	SPLOST	Other Sources	Total	SPLOST	Other Sources	Total		
4A.2.1.2 PM Public Safety WA #10 Core Services 2020		\$693,778	\$0	\$693,778	\$693,778		\$693,778	\$0		\$0	\$693,788	
4A.2.1.3 PM Public Safety WA #13 Core Services 2021		\$1,451,334	\$0	\$1,451,334	\$1,451,313		\$1,451,313	\$20		\$20		
4B.2.1 PM Parks and Recreation Repairs UNALLOCATED		\$0	\$0	\$0							\$860,796	
4B.2.1.1 PM Parks and Recreation Repairs WA #4 Core Services 2019		\$150,511	\$0	\$150,511	\$150,511		\$150,511	\$0		\$0	\$150,528	
4B.2.1.2 PM Parks and Recreation Repairs WA #5 CEI Services (3E) Resurfacing Trails and Paved Areas		\$73,500	\$0	\$73,500	\$37,084		\$37,084	\$36,416		\$36,416	\$73,500	
4B.2.1.3 PM Parks and Recreation Repairs WA #10 Core Services 2020		\$305,240	\$0	\$305,240	\$305,240		\$305,240	\$0		\$0	\$305,254	
4B.2.1.4 PM Parks and Recreation Repairs WA #13 Core Services 2021		\$638,680	\$0	\$638,680	\$638,649		\$638,649	\$31		\$31		
4C.2.1 PM General Repairs UNALLOCATED		\$0	\$0	\$0							\$501,865	
4C.2.1.1 PM General Repairs WA #4 Core Services 2019		\$80,745	\$0	\$80,745	\$80,745		\$80,745	\$0		\$0	\$80,762	
4C.2.1.2 PM General Repairs WA #10 Core Services 2020		\$163,716	\$0	\$163,716	\$163,716		\$163,716	\$0		\$0	\$163,741	
4C.2.1.3 PM General Repairs WA #13 Core Services 2021		\$340,897	\$0	\$340,897	\$340,291		\$340,291	\$606		\$606		
1.4.2.1 4A.2.1 PM Public Safety		\$795,528	\$0	\$795,528	\$469,896		\$469,896	\$325,632	\$0	\$325,632		
4A.2.1.4 PM Public Safety WA#15 ATC CEI 2A.1 Fire Station No. 7		\$166,400	\$0	\$166,400	\$127,818		\$127,818	\$38,582		\$38,582		

* Actual Expenditures are based on submitted invoices



	SPLOST Referendum Budget	Budget Authorized			Actual Expenditures			Available Balance			Current Estimate at Completion (EAC)	SPLOST Referendum Balance
		SPLOST	Other Sources	Total	SPLOST	Other Sources	Total	SPLOST	Other Sources	Total		
4A.2.1.5 PM Public Safety WA #16 ATC CEI Services 1A Phase 2 SPLOST Resurfacing		\$629,128	\$0	\$629,128	\$342,078		\$342,078	\$287,050		\$287,050		
1.4.2.3 4C.2.1 PM General Repairs		\$261,700	\$0	\$261,700				\$261,700	\$0	\$261,700		
4C.2.1.6 PM Public Safety WA #17 ATC ROW Services 1C Glenwood Rd Sidewalk		\$261,700	\$0	\$261,700				\$261,700		\$261,700		

* Actual Expenditures are based on submitted invoices